



**LINCOLN**<sup>TM</sup>

*Catalog*

# 2001

## Lubrication Equipment

Systems & Supplies  
Installed & Portable

*Pumps*


*Hose Reels*

*Control Handles  
Meters and Systems*

*Used Fluid Systems*

*Installed Lube Systems*

*Hand Held Lubrication*



# PEOPLE, CAPABILITIES AND SYSTEMS TO SAVE MONEY AND INCREASE PRODUCTIVITY

We're the largest and most successful company in our field because we continually satisfy our customers with the world's best lubrication and pumping systems. For almost 90 years, companies have relied on our technical and quality leadership, our world-class manufacturing and customer service, and our vast network of distributors and support facilities.

Lincoln develops new products and systems at research and development facilities in the U.S., Germany and India that provide global and regional application solutions.

We have solutions for large processing plants, automotive manufacturing, pulp and paper mills, and food and beverage facilities. Virtually every industrial professional involved in operations and maintenance can benefit from Lincoln products.

On the road or in the field, Lincoln protects heavy equipment used in mining, construction, agriculture and over-the-road trucking. The world's leading manufacturers offer our products as standard equipment or factory options.

Lincoln builds precision metal components, state-of-the-art electronic controls, and the industry's top-performing pump systems. Our quality systems in the United States and Germany are ISO 9001 registered.

With five technical support centers on three continents, and a network of distributors supported by regional sales and service offices, our customers can always draw on our worldwide resources.

To make sure your investment results in significant savings, Lincoln Industrial developed a unique program called BearingSaver®. You not only get a complete audit of your facility, you also receive an analysis of your return on investment.


## **Industrial Solutions**



## **Worldwide Support**



## **Quality Manufacturing**



## **Customer Service**



## **BearingSaver®**



## **Research & Development**



## **Mobile Equipment**



# Grease Pumps

Series 20 & 40 • 50:1 • Air Operated



## THE HEAVY DUTY 50:1 GREASE PUMP FAMILY FROM LINCOLN

Lincoln air operated lube equipment models featuring our high pressure series 20 and series 40 grease pumps have been performance proven in automotive, agricultural, heavy duty, marine, construction and industrial facilities throughout the world.

- Series 20 grease pumps include the time proven 20 cubic inch displacement Lincoln air motor with 2 1/2" stroke – ideal for most applications.
- Series 40 grease pumps include the time proven 40 cubic inch displacement Lincoln air motor with 4 1/2" stroke – ideal for high volume applications.

These pumps are built for power, durability and dependability and these exclusive engineering features ensure top performance and longer service life.

## SERIES 20 & 40 GREASE PUMP FEATURES

- Lightweight, corrosion-resistant zinc head casting design incorporates uniform wall thickness and an integral patented muffler which keeps noise level below OSHA standards without compromising performance. Keeps pumping, while other pumps slow down or stop due to icing.
- 150 psi pre-lubricated air motor requires no external oiler.
- Pneumatically assisted mechanical air valve assures positive tripping
- Springless air motor construction prevents premature pump failure due to spring fatigue.
- Precision-machined, hardened steel slide valve for longer life – no packings to wear out.
- Powerful – 20 cu. in. or 40 cu in. air motor
- Designed for greater cycle rates. Exceeds maximum limits recommended for competitive pumps.
- One piece pump outlet body withstands constant high lubricant pressures.
- Easier serviceability. Majority of parts are common with other series 20, 25, and 40 pumps.
- Faster output. Double-acting design provides high pressure and uniform delivery on both up and down strokes.
- Nitride steel plunger and bushing resist abrasion and prolong pump life.

Micro-lapped to high precision tolerance to eliminate bypassing lubricant.

- All pumps are 100% electronically tested to assure quality performance.
- Backed by the most extensive, qualified service network in the industry.
- Shovel-type foot valve adds mechanical priming to normal suction. Handles all grades of lubricants.
- Backed by a five year limited warranty. See your Lincoln representative for details.



# Grease Pumps

Series 20 • 50:1 • Double Acting

## Shop/Garage Applications

### MODEL 918 120 LB. DRUM

Equipped with 82050 bare pump assembly, 46007 drum cover, 815 air coupler, 11659 air nipple, 72036 3' air connecting hose, 75084 7' high pressure grease connecting hose, 84780 deluxe follower plate, 80202 volume elbow union. Height with drum is 39<sup>3</sup>/<sub>8</sub>". Drum not included.

### MODEL 83447 PUMP ELEVATOR ASSEMBLY

Pump elevator assembly lifts pump assembly clear of drum for easy, one person drum changes. Also helps prevent introduction of foreign material into grease during drum changes. Height with drum is 39<sup>3</sup>/<sub>8</sub>", 67<sup>1</sup>/<sub>4</sub>" with elevator raised. Drum not included.

### MODEL 926 400 LB. DRUM

Equipped with 82054 bare pump assembly, 81523 drum cover, 815 air coupler, 11659 air nipple, 72036 3' air connecting hose, 75084 7' high pressure grease connecting hose and 80202 volume elbow union. Height with drum is 46". Drum not included.

NOTE: A deluxe follower plate 83366 is recommended for use with this pump. See page 8.

### MODEL 926-1 400 LB. DRUM

Same as 926 except without 81523 drum cover.

## Lube Truck/Mobile Applications

### MODEL 82991 120 LB. DRUM

Equipped with 82050 bare pump assembly, 82989 drum cover and tie rod assembly, 84941 eye bolt kit, 815 air coupler, 11659 air nipple and 80202 volume elbow union. Height with drum is 40<sup>3</sup>/<sub>4</sub>". Drum not included.

NOTE: Connecting hoses are not included with this package. Order connecting hoses separately to suit application.

### MODEL 83112 400 LB. DRUM

Equipped with 83112-1 pump, 83115 drum cover and tie rod assembly 815 air coupler, 11659 air nipple and 80202 volume elbow union. Height with drum is 50". Drum not included.

NOTE: Connecting hoses are not included with this package. Order connecting hoses separately to suit application.

NOTE: For lube truck/mobile applications, optional deluxe follower plate is available. See page 8.

These high pressure pumps incorporate a 20 cu. in air motor design.

### SERIES 20 GREASE PUMPS

Model	Description	Bare Pump	Free Delivery (per min.)	Ratio	Drum Size	Air Inlet NPT	Material Outlet NPT
918	Shop/garage	82050	80 cu. in.	50:1	120 lb.	1/4" (f)	1/4" (f)
923	Shop/garage w/elevator	82050	80 cu. in.	50:1	120 lb.	1/4" (f)	1/4" (f)
926	Shop/garage	82054	80 cu. in.	50:1	400 lb.	1/4" (f)	1/4" (f)
82991	Lube truck model	82050	80 cu. in.	50:1	120 lb.	1/4" (f)	1/4" (f)
83112	Lube truck model	82054	80 cu. in.	50:1	400 lb.	1/4" (f)	1/4" (f)



918



83447



926



82991

# Grease Pumps

Series 40 • 50:1 • High Output • Double Acting



1418

## Shop/Garage Applications

### MODEL 1418 120 LB. DRUM

Equipped with 84667 bare pump assembly, 46007 drum cover, 815 air coupler, 11659 air nipple 72036 3' air connecting hose, 75084 7' high pressure grease connecting hose, 84780 deluxe follower plate and 80202 volume elbow union. Height with 120 lb. drum is 41<sup>3</sup>/<sub>8</sub>". Drum not included.

### MODEL 1426 400 LB. DRUM

Equipped with 84668 bare pump assembly, 81523 drum cover, 815 air coupler, 11659 air nipple, 72036 3' air connecting hose, 75084 7' high pressure grease connecting hose and 80202 volume elbow union. Height with 400 lb. drum is 48". Drum not included.

*NOTE: Deluxe follower plate 83366 is recommended for use when pumping extra heavy lubricants and must be ordered separately for this model. See page 8.*

### MODEL 1426-1 400 LB. DRUM

Same as 1426 except without 81523 drum cover.

## Lube Truck/Mobile Applications

### MODEL 84684 120 LB. DRUM

Equipped with 84667 bare pump assembly, 82989 drum cover and tie rod assembly, 84941 eye bolt kit, 815 air coupler, 11659 air nipple and 80202 volume elbow union. Height with drum is 42<sup>3</sup>/<sub>4</sub>". Drum not included.

*NOTE: Connecting hoses are not included with this package. Order connecting hoses separately to suit application.*

### MODEL 84683 400 LB. DRUM

Equipped with 84668 bare pump assembly, 83115 drum cover and tie rod assembly, 84941 eye bolt kit, 815 air coupler, 11659 air nipple and 80202 volume elbow union. Height with drum is 52". Drum not included.

*NOTE: Connecting hoses are not included with this package. Order connecting hoses separately to suit application.*

*NOTE: For lube truck/mobile applications, optional deluxe follower plate is available. See page 8.*



84683

These high output pumps incorporate a 40 cu. in. air motor design with a 4<sup>1</sup>/<sub>2</sub>" stroke for higher volume output and fewer cycles per pound of grease.

### SERIES 40 GREASE PUMPS

Model	Description	Bare Pump	Free Delivery (per min.)	Ratio	Drum Size	Air Inlet NPT	Material Outlet NPT
1418	High volume shop	84667	90 cu. in.	50:1	120 lb.	1/4" (f)	1/4" (f)
1426	High volume shop	84668	90 cu. in.	50:1	400 lb.	1/4" (f)	1/4" (f)
84683	High volume lube truck	84668	90 cu. in.	50:1	400 lb.	1/4" (f)	1/4" (f)
84684	High volume lube truck	84667	90 cu. in.	50:1	120 lb.	1/4" (f)	1/4" (f)

# Grease Pumps

**Series 20 • 50:1 • Single Acting**

These 50:1 ratio pumps use the performance proven design of the Series 20 air motor and a simplified pump tube to provide a lower cost alternative for dispensing grease at high pressure.

**High pressure performance for the economy conscious buyer**

## MODEL 657 120 LB. DRUM

Height 43<sup>1</sup>/<sub>8</sub>" with 120 lb. drum. Drum cover 46007 finished in Lincoln red; band dolly 84192 in black. Follower plate and drum not included. Optional follower plate is 84780.

## MODEL 658 120 LB. DRUM

Same as 657 without band dolly.

## MODEL 266 120 LB. DRUM

Same as 657 except with 674 hand truck which provides convenient transportation for unit. Hand truck has two semi-pneumatic disc wheels and screw-type clamp which locks unit to truck. Optional 84780 follower plate and drum not included.

## MODEL 689 25-50 LB. DRUM

Steel cover has three thumb screws to clamp securely to any original 25–50 lb. refinery container. Carrying handle provides easy portability. Cover rust-proofed and finished in Lincoln red. Follower plate and bucket not included. Optional follower plate is 84775.

## MODEL 659 25-50 LB. DRUM

Same as 689 with band-dolly base.

## PORTABLE GREASE PUMPS

Model	Bare	Drum Cover	Base	Delivery Kit*	Follower Plate (not included)	Drum Size
<b>266</b>	282050	46007	674	245852	**	120 lb.
<b>657</b>	282050	46007	84192	245852	**	120 lb.
<b>658</b>	282050	46007	none	245852	**	120 lb.
<b>659</b>	282716	91499	84191	245852	**	25-50 lb.
<b>689</b>	282716	91499	none	245852	**	25-50 lb.

\*Delivery kits for all units include: 10198 hose connector, 75084 high pressure hose, 11659 nipple, 740 HP control valve, 815 air coupler and 82399 straight swivel.

\*\*Follower plate recommended to assure positive prime at lowest temperatures. Must be ordered separately. See page 8.

NOTE: Free delivery 70 cu. in per min.



657



266



659

# Heavy Duty Grease Pumps

*Series 20 • Air Operated • 50:1 • Double Acting*

The following models contain Lincoln's high-pressure Series 20 grease pumps.

## MODEL 917 120 LB. DRUM

Will dispense 45 ounces or 80 cubic inches of NLGI 0-2 grease per minute at 150 psig. Assures positive prime at lowest temperature. Drum cover 46007 finished in Lincoln red; roll-a-round base 80895 base in black; air motor cover in white. Height 43<sup>1</sup>/<sub>8</sub>". Base 17" square. Drum not included.



917

## MODEL 917-57 120 LB. DRUM

Same as 917 without roll-a-round base.



346P

## MODEL 346P 120 LB. DRUM

Same as 917 except with 674 hand truck which provides convenient transportation for unit. Hand truck has two semi-pneumatic disc wheels and screw-type clamp which locks unit to truck. Drum not included..

## MODEL 987 25-30 LB. DRUM/60 LB. BULK

For 25-30 lb. refinery containers or 60 lb. bulk. Gasket and air vent in lid assembly makes unit completely dust-proof, leak-proof and spill-proof. Ideal for use in all types of weather; container rust-proofed and finished in Lincoln red. Height 31<sup>3</sup>/<sub>4</sub>"; inside diameter of container 12<sup>1</sup>/<sub>2</sub>". Optional follower plate is 90579.



987

## MODEL 989 25-50 LB. DRUM

Steel cover has three thumb screws to clamp securely to any original 25-50 lb. refinery container. Carrying handle provides easy portability. Follower plate assures positive prime at lowest temperatures. Cover rust-proofed and finished in Lincoln red. Bucket not included.



989

## Follower Plates

### MODEL 84775

Deluxe universal follower for use with 25-50 lb. containers for 1", 1<sup>1</sup>/<sub>4</sub>", 1<sup>1</sup>/<sub>2</sub>" diameter pump tubes. All rubber unit ensures complete grease dispensing to the bottom of dented or plastic lined drums; wipes pail or drum clean. Metal cap holds insert firmly in place, ensuring seal and maintaining vacuum.

### MODEL 84780

Same as 84775 except for use with 120 lb. containers for 1", 1<sup>1</sup>/<sub>4</sub>", 2<sup>1</sup>/<sub>8</sub>" diameter pump tubes. Used with Series 20 and 40 air operated grease pumps.



84775

## HEAVY DUTY PORTABLE GREASE PUMP ASSEMBLIES

Model	Bare	Drum Cover	Base	Delivery Kit included	Follower Plate	Drum Size
917	82050	46007	80895	*	84780	120 lb.
917-57	82050	46007	NA	*	84780	120 lb.
346P	82050	46007	674	*	84780	120 lb.
987	83513	90656	NA	*	not supplied**	25 / 60 lb.
989	82716	91499	NA	*	84775	25-50 lb.

\*Delivery kits for all units include: 75084 high pressure hose, 11659 nipple, 740 HP control valve, 815 air coupler, 82399 straight swivel and 81387 universal swivel.

\*\*Follower plate recommended to assure positive prime at lowest temperatures. Must be ordered separately. See page 8 for details.  
NOTE: Free delivery 80 cu. in per min.



# Manual Bucket Pumps

These quality-built Lincoln bucket pumps dispense high-pressure lubrication in any weather — even at 0°F. Select from pump units developing 2500 to 5000 psig for normal lubrication service or lubrication of trac-roll bearings.

## MODEL 1292 GREASE PUMP

Unit clamps on any 25–50 lb. refinery container in 60 seconds.  
Dimensions: 21 1/2"h. x 12 1/4"w. Tube size 1 1/4".

## MODEL 1272

Large 30 lb. lubricant capacity with easy pumping action, develops a 3500 lb. maximum pressure to lubricate the most closely fitted bearings. Automatic pressure release prevents nozzle drippage, waste and mess. Pump and lid assembly easily removed as a single unit for filling. Order 7' hose and coupler assembly 81768 separately.

Dimensions: 28"h x 14"w x 9" dia.

*NOTE: Models 1272 and 81768 make up former model 1273D.*

## MODEL 1275

All purpose pump dispenses both lubricants and greases. Especially useful for lubrication of trac-roller bearings. Handle slot pin switches for high pressure 5000 psig or low pressure 2000 psig delivery. 40 lb. capacity steel container filled through pivot cover opening in lid. May also be used for fast, clean refilling of transmissions, differentials, gear cases and final drives. Order 5' hose 79060 and coupler assembly 80933 separately.

Dimensions: 23 1/2"h x 11 3/8"w x 14 5/8" long.

*NOTE: Models 1275 and 81168 make up former model 1276.*

## WARNING

For safe and proper use, always consult instructions accompanying product. See page 96 for appropriate warnings.

## MANUAL GREASE PUMPS

Model	Cont. Size	Max. Pressure	Coupler Acces.	Hose	Follower	Output
<b>FOR USE WITH ORIGINAL REFINERY CONTAINERS—SUPPLIED W/BUCKET COVER ASSEMBLY</b>						
<b>1292</b>	25–50 lb.	2500 psi	5852	5 ft. 79060	91695	.303/stroke <sup>1</sup>
<b>SELF CONTAINED MODELS</b>						
<b>1275</b>	40 lb. bulk	5000 psi	80933	none	not supplied	.37 oz. stroke high <sup>2</sup> .95 oz. stroke low

<sup>1</sup>Using no. 1 multi-purpose grease at 80°F

<sup>2</sup>Using no. 1 cup grease at 70°F



1292

1272  
shown with hose1275  
shown with hose and  
coupler assembly



# Filler Pumps & Accessories

## Filler Pumps—Portable & Stationary

- Fast (less than a minute), positive gun refilling with simple pumping action
- Filler socket assembly eliminates mess, waste and air pockets

### MODEL 1296 CLAMP-ON CARRY

Clamps to any original 25-50 lb. refinery container. Handles medium and light lubricants in any weather. Includes pump, filler socket, follower plate and ribbed steel drum cover. Rust resistant. Tube size 1 1/2".

### MODEL 500 STATIONARY 120 LB. DRUM

For use with original refinery drums with maximum head diameter of 14 9/16" and overall height of 26 5/8". Handles all high pressure lubricants. Includes pump, filler socket and drum cover with one set of adjusting screws to accommodate variations in drum diameter. Red enamel finish; pump head and handle in black. Delivers 1 oz. per stroke.

### FILLER PUMPS

Model	Container Size	Follower Plate	Filler Socket**	Dimensions
1296	25-50 lb.	91393	82614	20"h x 12 1/4"w
500	120 lb.	none*	80133	26 5/8"h x 14 9/16" dia.

\*For pumping extra heavy lubricants, order follower plate 84780 for 500 pump.

\*\*Requires 91108 filler nipple

### MODEL 91108 FILLER NIPPLE

For grease guns. Includes ball check; 1/8" NPT(m). Works with both 82614 and 80133 filler socket.

## Follower Plates

Recommended when pumping lubricants that will not seek their own level.

### MODEL 84775

Deluxe universal follower for use with 25-50 lb. containers for 1", 1 1/4", 1 1/2" diameter pump tubes. All rubber unit ensures complete grease dispensing to the bottom of dented or plastic lined drums; wipes pail or drum clean. Metal cap holds insert firmly in place, ensuring seal and maintaining vacuum.

### MODEL 84780

Same as 84775 except for use with 120 lb. containers for 1", 1 1/4", 2 1/8" diameter pump tubes. Used with Series 20 and 40 air operated grease pumps.

### MODEL 83366

Deluxe pressed steel follower plate for 400 lb. drums includes a seal in the hub to prevent channeling of grease past the pump tube.

### DELIVERY HOSE ASSEMBLIES FOR BUCKET PUMPS

2250 psi maximum operating pressure

Model	Length	Swivel	Coupler Extension
<i>For contacting hydraulic fittings</i>			
81768	79084-7"	80924	5834
<i>For contacting standard button head fittings</i>			
81673	79084-7"	80924	81458
<i>For contacting large button head fittings</i>			
81168	79084-7"	80924	80933

### MODEL 80133 FILLER SOCKET ASSEMBLY

Convert guns and pumps for fast, convenient, economical loading. For attaching filler pumps other than Lincoln models; 3/8" NPT(f).



1296



500



91108



84775



83366



81768

81673

81168



80133

# Grease Pump Accessories

## Drum Covers

### MODEL 46007

Drum cover for 120 lb. or 16 gallon open top refinery containers for all series 20, 25 and 40 pumps.

### MODEL 81523

Drum cover for 400 lb. or 55 gallon open top refinery containers for all series 20, 25 and 40 pumps.

## Drum Dollies

### MODEL 84191 25-50 LB. BAND DOLLY

Band-type dolly for any original 25-50 lb. refinery containers; caster 66060.

### MODEL 84192 120 LB. BAND DOLLY

Band-type dolly for use with 120 lb. refinery containers; caster 66060.

### MODEL 84377 DRUM DOLLY

Use with any 400 lb. drum. ID 23<sup>1</sup>/<sub>4</sub>", height 5<sup>1</sup>/<sub>4</sub>"; hard rubber wheels 1" wide, 2<sup>1</sup>/<sub>2</sub>" dia.

### MODEL 674 HAND TRUCK

All steel, rugged construction with 6" dia. wheels. Finished in Lincoln red. 41" high x 15" wide. For use with an 120 lb. or 16 gallon drum.

### MODEL 80895 ROLL-A-ROUND BASE

Use with 120 lb. refinery containers. Four ball bearing swivel casters and screw clamps.

## Accessories

### MODEL 66060 CASTER FOR ROLL-A-ROUND BASE UNITS

Standard equipment on Lincoln drum and band dollies.

### MODEL 84941

Eye bolt kit for all series 20, 25 and 40 pumps, makes drum changing easy. Two part kit screws directly onto pump for lifting with pump elevator.

### MODEL 84942 FLANGE MOUNT KIT

For mounting Series 25 and 40 oil pumps to custom made tanks/lube trucks.

### MODEL 80202 VOLUME ELBOW

For use in stationary installations with high pressure Lubriguns. 1/4" NPT(m) inlet; 1/4" NPT(f) outlet.

See page 50-51 for complete hose listings.

See page 79 for shut-off valves.




46007



81523



84941



84942



84191



84377



80895



66060



80202



674

# PowerMaster® II Pumps



## POWERMASTER PUMP FEATURES

- Gives years of dependable trouble-free operation.
- Costs much less to operate—costs much less to maintain.
- High volume output—air motor has extra long stroke for powerful, uniform delivery on both up and down strokes.
- Shovel type pump tube used to aid mechanical priming to normal suction when needed.
- Sturdy construction—plunger and bushing of sapphire-hard nitriding steel for longer life, greater wear resistance.
- Pump outlet body of all-steel construction designed to withstand pulsation and extreme pressure. All wearing parts are tough, heat-treated steel.
- Plunger, bushing and air valve mating parts are micro-lapped to close tolerances. Prevents by-passing of lubricant and bleeding of air. Eliminates need to replace washers and packings.
- Trouble-free, positive performance. Air motor operation has no springs to wear out, rust or lose tension. Air valve is stall-proof, leak-proof and pre-lubricated. Double-acting mechanisms ensure dependable low-surge operation with minimum air consumption.
- Large air passages allow unrestricted venting.
- Simplified maintenance. Modular design of pump tube allows for easy disassembly. Air motor piston and cylinder...no oiling required, minimum friction, no leather cups.

### Series 1900 PowerMaster High Pressure Grease Pumps

#### SHOVEL FOOT PUMPS—PLUNGER & BUSHING (CONTINUED NEXT PAGE ACROSS)

Model	Ratio	Pump Tube Type	Air Motor	Diameter in. / mm	Pump Tube	Material Outlet	Output per cycle cu. in / cc	Approx. Cycles per gal / liter
1935	50:1	55 gal	82737	2 1/2 / 57	83665	3/4" NPTF	.6 / 10	385 / 100
1903	40:1	55 gal	82730	4 1/4 / 108	82792	3/4" NPTF	2.8 / 46	83 / 22
1910	50:1	55 gal	82730	4 1/4 / 108	83271	3/4" NPTF	2.3 / 38	101 / 26
1904	75:1	55 gal	82730	4 1/4 / 108	82793	3/4" NPTF	1.6 / 26	144 / 39
1941	50:1	16 gal	82737	2 1/2 / 57	84663	3/4" NPTF	.6 / 10	385 / 100
1907	40:1	16 gal	82730	4 1/4 / 108	82841	3/4" NPTF	2.8 / 46	83 / 22
1911	50:1	16 gal	82730	4 1/4 / 108	83398	3/4" NPTF	2.3 / 38	101 / 26
1908	75:1	16 gal	82730	4 1/4 / 108	82883	3/4" NPTF	1.6 / 26	144 / 39

*\*All PowerMaster pumps include 12018 3/4" NPTF(m) x 1/2" NPTF(f) bushing in the material outlet.*

*NOTE: Model number with "-1" indicates model including bung bushing (ex., 1935-1).*

*Model number with "-2" indicates model including drum cover (ex., 1935-2).*

# PowerMaster® II Accessories

## MODEL 1716 PUMP HOIST

For use with all PowerMaster II series 1900 pumps. Air operated single post pump hoist for 55 gallon drums performs several functions in applications of low to medium viscosity materials. Facilitates drum changeovers. Includes follower and wiper which uses normal suction to help maintain pump prime.

## SPECIFICATIONS

Model	Height		Operating Air Pressure psi / bar	Beam		Lift Capacity
	Lowered	Raised		Length	Rotation	
1716	73" / 1.9m	110 <sup>1</sup> / <sub>2</sub> " / 2.8m	40-200 / 3-14	19" / .5m	360°	400 lbs/182kg

NOTE: A butyl rubber wiper is available for these primers for materials not compatible with Buna-N; order 34555 separately.

## Air Motor Muffler


### MODEL 66764

For use on pump stations that incorporate the PowerMaster II air motor. 3/4" NPT(m). Two required per air motor.

Additional PowerMaster II accessories are shown on page 16 & 17.



66764



1716

## Series 1900 PowerMaster High Pressure Grease Pumps

### SHOVEL FOOT PUMPS—PLUNGER & BUSHING

Model	Gallons / Liters per Minute			Min. ID Air Supply Hose in. / mm	SCFM@70 psig	Air Consumption Per Cycle		
	30 CPM	50 CPM	70 CPM			M <sup>3</sup> /min.@5 bar	SCFM@100 psig	M <sup>3</sup> /min.@7 bar
1935	.08 / .3	.1 / .5	.2 / .7	3/8" / 10	.17	.005	.21	.006
1903	.4 / 1.4	.6 / 2.3	.8 / 3.2	1/2" / 12	.5	.014	.62	.017
1910	.3 / 1.1	.5 / 1.9	.7 / 2.6	1/2" / 12	.5	.014	.62	.017
1904	.2 / .8	.3 / 1.3	.5 / 1.8	1/2" / 12	.5	.014	.62	.017
1941	.08 / .3	.1 / .5	.2 / .7	3/8" / 10	.17	.005	.21	.006
1907	.4 / 1.4	.6 / 2.3	.8 / 3.2	1/2" / 12	.5	.014	.62	.017
1911	.3 / 1.1	.5 / 1.9	.7 / 2.6	1/2" / 12	.5	.014	.62	.017
1908	.2 / .8	.3 / 1.3	.5 / 1.8	1/2" / 12	.5	.014	.62	.017



# PowerMaster® III

## High Pressure Pumping Equipment



### FEATURES

- State of the art, fully pneumatic air motors 3"– 4" (76-101 mm).
- Full 6" (152 mm) stroke.
- Modular design for easy repair.
- Only 5 moving parts, no metal to metal contact.
- Pump tubes offer ratios and outputs to fit any application.
- Available to fit any drum or pail size, or bulk tanks.
- Offered in carbon steel, 316 stainless steel or hard chrome plated.
- Complete selection of packing materials available.
- Full line of priming equipment and mounting devices.



84804

### SERIES III AIR MOTORS

- Full pneumatic operation for longer life and durability. Only 5 moving parts.
- Total modular design for ease of service and maintenance.
- Quiet operation. Meets or exceeds OSHA requirements at all recommended operation air pressures.
- Interchangeable with all PowerMaster® III pump tubes.
- Acceptability of pump monitors and controls, such as AirBrake™.



84988

### MODEL 84988 AIRBRAKE™

- Shuts down pump immediately when excessive pump cycle speed (runaway) occurs.
- Prevents pump damage due to a runaway condition.
- Indicates system fault caused by empty container or broken supply line.
- Limits spills due to pump outlet hose failure.
- Sends fault signal to remote alarm locations with optional 244398 signal kit.
- Can be ordered already installed (refer to note on Pump Specification Chart, page 14).
- Can be added later. Order 84988.
- Cannot be used with 3" air motor 84803.

### MODEL 244398 SIGNAL KIT

Optional for remote monitoring of AirBrake™. Sends fault signal to remote alarm locations.

# PowerMaster® III

## High Pressure Pumping Equipment

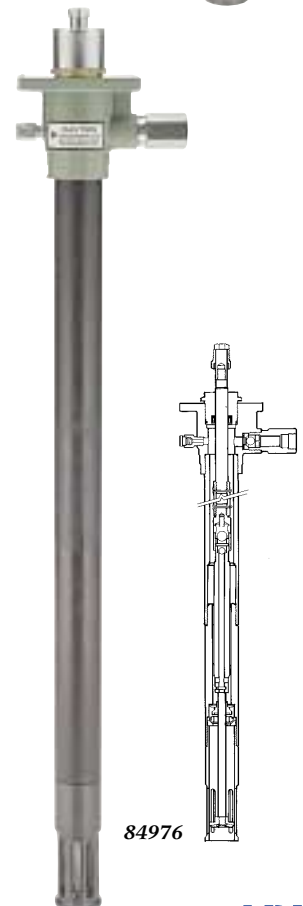

### Pump Tubes

#### SHOVEL FOOT DESIGN, PLUNGER & BUSHING STYLE

- For medium to high viscosity, non-flowable materials, such as grease.
- Available in 400 lb. (205 liter) or 120 lb. (60 liter) drum lengths, or mounts on primer for high viscosity materials.
- Full range of ratios: 10:1 through 75:1 for all applications.
- Selected fit, hardened steel plunger and bushing is particularly well suited to viscous lubricants.
- Complete interchangeability with all Series III Air Motors.
- Exclusive patented, leakless gland assembly kit (to protect gland seal—the only seal in pump tube) is available as an accessory.

#### SHOVEL FOOT DESIGN, PACKED PISTON STYLE

- For medium to high viscosity, non-flowable materials.
- Furnished with exclusive, patented, leakless gland assembly.
- Available in 55 gallon (205 liter) or 16 gallon (60 liter) drum lengths: also suitable for mounting on priming equipment or standpipe mounting for bulk delivery.
- Full range of packing materials available for product compatibility.
- Complete interchangeability with all Series III Air Motors.
- Full range of ratios 10:1 through 32:1.



# PowerMaster® III

Pumping Equipment—High Pressure

High Viscosity Pumps—Carbon Steel for Transfer of Non-Corrosive Materials

**SHOVEL FOOT PUMPS—PACKED PISTON (CONTINUED NEXT PAGE ACROSS)**

Model	Ratio	Pump Tube Type	Air Motor	Diameter in. / mm	Pump Tube	Material Outlet**	Output per cycle cu. in / cc	Approx. Cycles per gal / liter
2069* <sup>1</sup>	32:1	55 gal	84804	4 / 108	84978	3/4" NPTF	4.6 / 75	51 / 13
2076* <sup>1</sup>	32:1	16 gal	84804	4 / 108	84979	3/4" NPTF	4.6 / 75	51 / 13
2068* <sup>1</sup>	20:1	55 gal	84804	4 / 108	84976	3/4" NPTF	6.7 / 110	35 / 9
2075* <sup>1</sup>	20:1	16 gal	84804	4 / 108	84977	3/4" NPTF	6.7 / 110	35 / 9
2067*	15:1	55 gal	84803	3 / 76	84978	3/4" NPTF	4.6 / 75	51 / 13
2074*	15:1	16 gal	84803	3 / 76	84979	3/4" NPTF	4.6 / 75	51 / 13
2066*	10:1	55 gal	84803	3 / 76	84976	3/4" NPTF	6.7 / 110	35 / 9
2073*	10:1	16 gal	84803	3 / 76	84977	3/4" NPTF	6.7 / 110	35 / 9

**SHOVEL FOOT PUMPS—PLUNGER AND BUSHING (CONTINUED NEXT PAGE ACROSS)**

2004 <sup>1</sup>	75:1	55 gal	84804	4 / 108	84997	3/4" NPTF	2.1 / 34	111 / 29
2008 <sup>1</sup>	75:1	16 gal	84804	4 / 108	84998	3/4" NPTF	2.1 / 34	111 / 29
2010 <sup>1</sup>	50:1	55 gal	84804	4 / 108	84995	3/4" NPTF	3.0 / 49	78 / 20
2011 <sup>1</sup>	50:1	16 gal	84804	4 / 108	84996	3/4" NPTF	3.0 / 49	78 / 20
2003 <sup>1</sup>	40:1	55 gal	84804	4 / 108	84993	3/4" NPTF	3.7 / 61	63 / 16
2007 <sup>1</sup>	40:1	16 gal	84804	4 / 108	84994	3/4" NPTF	3.7 / 61	63 / 16
2002 <sup>1</sup>	24:1	55 gal	84804	4 / 108	84991	3/4" NPTF	6.1 / 100	38 / 10
2006 <sup>1</sup>	24:1	16 gal	84804	4 / 108	84992	3/4" NPTF	6.1 / 100	38 / 10
2045	36:1	55 gal	84803	3 / 76	84997	3/4" NPTF	2.1 / 34	111 / 29
2049	36:1	16 gal	84803	3 / 76	84998	3/4" NPTF	2.1 / 34	111 / 29
2044	24:1	55 gal	84803	3 / 76	84995	3/4" NPTF	3.0 / 49	78 / 20
2048	24:1	16 gal	84803	3 / 76	84996	3/4" NPTF	3.0 / 49	78 / 20
2043	20:1	55 gal	84803	3 / 76	84993	3/4" NPTF	3.7 / 61	63 / 16
2047	20:1	16 gal	84803	3 / 76	84994	3/4" NPTF	3.7 / 61	63 / 16
2042	12:1	55 gal	84803	3 / 76	84991	3/4" NPTF	6.1 / 100	38 / 10
2046	12:1	16 gal	84803	3 / 76	84992	3/4" NPTF	6.1 / 100	38 / 10

\* Order pump tube and air motor separately for these models.

<sup>1</sup> These models are also available with optional 84988 AirBrake assembled to air motor. To order, specify 94804 air motor and pump tube separately.

# *High Viscosity Pumps—Carbon Steel for Transfer of Non-Corrosive Materials*

## **SHOVEL FOOT PUMPS—PACKED PISTON**

Model	Gallons / Liters per Minute			Min. ID Air Supply Hose in. / mm	Air Consumption Per Cycle			
	30 CPM	50 CPM	70 CPM		SCFM@70 psig	M <sup>3</sup> /min.@5 bar	SCFM@100 psig	M <sup>3</sup> /min.@7 bar
2069*	.6 / 2.3	1.0 / 3.8	1.5 / 5.7	1/2" / 12	.48	.0014	.66	.019
2076*	.6 / 2.3	1.0 / 3.8	1.5 / 5.7	1/2" / 12	.48	.0014	.66	.019
2068*	.9 / 3.3	1.5 / 5.5	2.2 / 8.2	1/2" / 12	.48	.0014	.66	.019
2075*	.9 / 3.3	1.5 / 5.5	2.2 / 8.2	1/2" / 12	.48	.0014	.66	.019
2067*	.6 / 2.3	1.0 / 3.8	1.5 / 5.7	3/8" / 10	.31	.009	.37	.011
2074*	.6 / 2.3	1.0 / 3.8	1.5 / 5.7	3/8" / 10	.31	.009	.37	.011
2066*	.9 / 3.3	1.5 / 5.5	2.2 / 8.2	3/8" / 10	.31	.009	.37	.011
2073*	.9 / 3.3	1.5 / 5.5	2.2 / 8.2	3/8" / 10	.31	.009	.37	.011

## **SHOVEL FOOT PUMPS—PLUNGER & BUSHING**

2004	.3 / 1.0	.5 / 1.7	.7 / 2.6	1/2" / 12	.48	.0014	.66	.019
2008	.3 / 1.0	.5 / 1.7	.7 / 2.6	1/2" / 12	.48	.0014	.66	.019
2010	.4 / 1.5	.6 / 2.5	1.0 / 3.7	1/2" / 12	.48	.0014	.66	.019
2011	.4 / 1.5	.6 / 2.5	1.0 / 3.7	1/2" / 12	.48	.0014	.66	.019
2003	.5 / 1.8	.8 / 5.0	1.2 / 4.5	1/2" / 12	.48	.0014	.66	.019
2007	.5 / 1.8	.8 / 5.0	1.2 / 4.5	1/2" / 12	.48	.0014	.66	.019
2002	.8 / 3.0	1.3 / 5.0	2.0 / 7.5	1/2" / 12	.48	.0014	.66	.019
2006	.8 / 3.0	1.3 / 5.0	2.0 / 7.5	1/2" / 12	.48	.0014	.66	.019
2045	.3 / 1.0	.5 / 1.7	.7 / 2.6	3/8" / 10	.31	.009	.37	.011
2049	.3 / 1.0	.5 / 1.7	.7 / 2.6	3/8" / 10	.31	.009	.37	.011
2044	.4 / 1.5	.6 / 2.5	1.0 / 3.7	3/8" / 10	.31	.009	.37	.011
2048	.4 / 1.5	.6 / 2.5	1.0 / 3.7	3/8" / 10	.31	.009	.37	.011
2043	.5 / 1.8	.8 / 5.0	1.2 / 4.5	3/8" / 10	.31	.009	.37	.011
2047	.5 / 1.8	.8 / 5.0	1.2 / 4.5	3/8" / 10	.31	.009	.37	.011
2042	.8 / 3.0	1.3 / 5.0	2.0 / 7.5	3/8" / 10	.31	.009	.37	.011
2046	.8 / 3.0	1.3 / 5.0	2.0 / 7.5	3/8" / 10	.31	.009	.37	.011



# PowerMaster® II & III

## High Pressure Accessories



81538



81412



84780



83369



83727



82497



84826

### Drum Covers

#### MODEL 81538

Standard 16 gallon drum cover for mounting PowerMaster II and III drum pumps to full open drums.

#### MODEL 81412

Standard 55 gallon drum cover for mounting PowerMaster II & III Series drum pumps on full open drums.

#### MODEL 83166

Same as 81412 except includes a port for installation of material agitator.

### Follower Plates

Recommended when pumping lubricants that will not seek their own level.

#### MODEL 84775

Deluxe universal follower for use with 25-50 lb. containers for 1", 1 1/4", 1 1/2" diameter pump tubes. All rubber unit ensures complete grease dispensing to the bottom of dented or plastic lined drums; wipes pail or drum clean. Metal cap holds insert firmly in place, ensuring seal and maintaining vacuum.

#### MODEL 84780

Same as 84775 except for use with 120 lb. containers for 1", 1 1/4", 2 1/8" diameter pump tubes.

#### MODEL 83369

For 400 lb. drums. Diameter 21 5/8".

### Other Accessories

#### MODEL 83732 STANDPIPE ADAPTER KIT

Necessary to assemble PowerMaster II or III pumps to 83727 stand pipe assembly for pumping from bulk tanks.

#### MODEL 83727 STANDPIPE ASSEMBLY

Mounts PowerMaster II or III pump on floor to accept suction line from bulk tank. Inlet 3" NPTF. 7 1/2" (19mm) height; 8" (200mm) diameter.

*NOTE: PowerMaster II and III requires 83732 standpipe assembly adapter kit.*

#### MODEL 82497 DRUM RIM CLAMP

Securely supports 16 or 55 gallon PowerMaster II or III drum pumps in a full open drum.

#### MODEL 84826 UNIVERSAL WALL MOUNTING BRACKET

For PowerMaster II or III air motor assemblies.

# PowerMaster® II & III

## High Pressure Accessories

### Pump Hoists

#### MODEL 1709 SINGLE POST ELEVATOR

Ideal for contractor use. Can be mounted on truck body or used in maintenance shop for fast power-operated drum changing. Lifts any Lincoln pump from one 400 lb. or 120 lb. drum and lowers it into another. Can serve one or a cluster of four drum pumps from one location.

#### MODEL 2716 SINGLE POST PRIMER

Air operated single post pump hoist for 55 gallon drums performs several functions in applications of low to medium viscosity materials. Facilitates drum changeovers. Includes follower and wiper which uses normal suction to help maintain pump prime. Includes mounting bracket for all PowerMaster III pumps.

#### SPECIFICATIONS

Model	Height		Operating Air Pressure psi / bar	Beam		Lift Capacity
	Lowered	Raised		Length	Rotation	
1709	70 <sup>1</sup> / <sub>2</sub> " / 1.8m	108 <sup>1</sup> / <sub>2</sub> " / 2.8m	50-200 / 3-14	19" / .5m	360°	400 lb / 182kg
2716	73" / 1.9m	110 <sup>1</sup> / <sub>2</sub> " / 2.8m	40-200 / 3-14	19" / .5m	360°	400 lb / 182kg

NOTE: A butyl rubber wiper is available for these primers for materials not compatible with Buna-N; order 34555 separately.



### Drum Dollies

#### MODEL 84377 400 LB. DRUM DOLLY

Use with any 400 lb. drum. ID 23<sup>1</sup>/<sub>4</sub>", height 5<sup>1</sup>/<sub>4</sub>", hard rubber wheels: 1" wide, 2<sup>1</sup>/<sub>2</sub>" dia.

#### MODEL 84192 120 LB. BAND DOLLY

Band-type dolly for use with 120 lb. refinery containers; caster 66060.

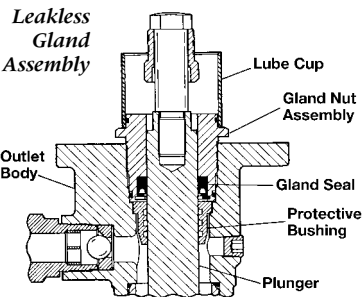
#### MODEL 66060 CASTER FOR ROLL-A-ROUND BASE UNITS

Standard equipment on Lincoln drum and band dollies.



# PowerMaster® III

## High Pressure Optional Kits



86215



86213



84502



84112

### PATENTED\* LEAKLESS GLAND ASSEMBLY

The gland seal of all reciprocating positive displacement pumps is its weakest point and is the single most common cause of pump failure, lost downtime and maintenance expense. Lincoln's gland design uniquely addresses the causes for premature gland seal failure.

A special protective bushing (or sleeve) with concentric grooves creates a labyrinth path to reduce the internal operational pressure as well as the pressure fluctuations developed during pump stroke changeover.

Leakless gland assembly is standard with packed piston pumps and is available for all PowerMaster III Pumps as an accessory.

\* U.S. Patent No. 4,976,192

### GLAND PROTECTION SLEEVES

Model	Pump Tube
86215	84997 & 84998
86216	84993 & 84994
86217	84995 & 84996
86218	84991 & 84992

### MODEL 86213 LUBE CUP KIT

For all PowerMaster® III pump tubes. Used in conjunction with the gland protection sleeve to prolong service life of gland packing. Prevents material from drying out on plunger.

### PACKING KITS FOR POWERMASTER® III PUMP TUBES

Lincoln offers alternate packing kits of Teflon, Ultra-High Molecular Weight (UHMW) Polyethylene and Viton for some PowerMaster III Pump Tubes because many materials used in today's manufacturing environment may not be compatible with the standard seals. Please consult Lincoln for compatibility of the material to be dispensed with standard packings or alternate packing kits.

Model	Teflon Kit®	UHMW Polyethylene Kit	Viton Kit®
84976	86223	86225	86227
84977	86223	86225	86227
84978	86224	86226	86228
84979	86224	86226	86228
84981	84502	—	86221
84982	84502	—	86221
84984	84502	—	86221
84985	84502	—	86221
84986	84502	—	86221
84987	84502	—	86221

### MODEL 84112 LEATHER PACKED PISTON KIT

Standard on pump tube 84983 (abrasive resistant), available as option for other ball foot design pump tubes.

# PowerMaster® III

## High Pressure Accessories

### Accessories

#### **MODEL 84963 FLANGE MOUNTING ASSEMBLY**

For rigid mounting of PowerMaster III pumps to the top of fabricated bulk tanks.

#### **MODEL 84722 MUFFLER ADAPTER KIT**

Replaces standard built-in muffler on Series III air motors. Pipes exhaust away from the pump. Converts exhaust port to  $\frac{3}{4}$ " NPT(f) thread

#### **MODEL 84723 COVER PANEL KIT**

Metal cover fits over tie rod ends and encloses moving plunger rod. Prohibits foreign matter from attaching to pump plunger and causing premature wear.



84963



84722



84723



# Oil Pumps

3:1 – 5:1 • Motor Oil, ATF, Gear Lube and other Fluid Lubricants



282396



84933

## THE 3:1 AND 5:1 STUB PUMP FAMILY FROM LINCOLN

For over 75 years, Lincoln's exclusive pump designs have proven their superiority in application after application. And our lineup of strong, silent oil-dispensing pumps is no exception.

Both our stub pumps are built with the same rugged reliability and powerful performance you've come to expect from Lincoln. They're super quiet—the quietest pumps on the market. They deliver increased output for faster product delivery. And they let you handle a wider range of applications with total mounting flexibility.

Lincoln has taken the time proven pump design of the Lincoln 84933 5:1 pressure ratio balanced double-acting oil stub pump and created a more compact air motor to produce a 3:1 pressure ratio balanced double-acting oil stub pump, model 282396. This pump creates a versatile, economical, reliable and smooth delivering lower pressure version of the Lincoln 5:1 ratio pump.

Since the 282396 balanced double-acting 3:1 pressure ratio oil stub pump and the 84933 balanced double-acting 5:1 pressure ratio oil stub pump share all dimensions other than air motor cylinder diameter, these pumps are now directly interchangeable without piping changes.

The Lincoln oil pump design enables all pump users to choose 3:1 ratio or 5:1 ratio pump models to suit their specific application.

## SERIES 25 & 40 OIL PUMP FEATURES

- More powerful. 25 cu. in. or 40 cu. in. air motor with universal mounting capability.
- Balanced double-acting pump design provides uniform output and stroke for less pulsation (7.5 cu in./cycle)
- Longer Life. Full 4 1/2" stroke for fewer cycles per gallon dispensed.
- Lightweight, corrosion-resistant zinc head casting design incorporates uniform wall thickness. Keeps pumping while other pumps slow down or stop due to "icing".
- 150 PSI air motor with integral patented muffler. Keeps noise below OSHA standards without compromising performance.
- Ball check valve helps keep pump primed.
- Pneumatically assisted mechanical air valve assures positive tripping
- Springless air motor construction prevents premature pump failure due to spring fatigue.
- Precision-machined, hardened steel slide valve for longer life.
- Designed for greater cycle rates. Exceeds maximum limits recommended for competitive pumps.
- Large Pump Outlet. 1/2" NPT(f)
- Easier serviceability. Majority of parts are common with other series 20, 25 and series 40 pumps.
- Each pump is 100% electronically tested to assure quality performance.
- Backed by most extensive, qualified service network in the industry.
- Large Pump Inlet. 1" NPT(f) inlet with 1 1/2" NPT(m) pump inlet for versatile pump mounting and full oil flow.
- Backed by our five year limited warranty. See your Lincoln representative for details.

# Oil Stub Pumps

**3:1 – 5:1 • Motor Oil, ATF, Gear Lube and other Fluid Lubricants**

Now you can build your 3:1 ratio or 5:1 ratio oil pump with a stub pump plus suction kit or you can order complete models. You make the choice.

## Series 25 Pumps

This 2" diameter, 25 cubic inch displacement stub pump family is based on our 3:1 ratio 282396 bare stub pump.

### MODEL 282398

3:1 pressure ratio stub pump assembly comes complete with 282396 bare stub pump, 84935 pump cover kit, 73024 oil connecting hose, 72024 air connecting hose, 241584 90° volume union elbow, 815 air coupler, 11659 air nipple and 84538 bung bushing. Delivers a uniform 6 gallons of product per minute free delivery. Ideal for dispensing fluids from drums, tanks or remote standpipe mount.

## Series 40 Pumps

This industry proven 2 1/2" diameter, 40 cubic inch displacement stub pump family is based on the Lincoln 5:1 ratio 84933 bare stub pump.

### MODEL 84934

5:1 pressure ratio stub pump assembly comes complete with 84933 bare stub pump, 85935 pump cover kit, 73024 oil connecting hose, 72024 air connecting hose, 241584 90° volume union elbow, 815 air coupler, 11659 air nipple and 84538 bung bushing. Delivers a uniform six gallons of product per minute free delivery.



### VERSATILE STUB PUMP MOUNTING OPTIONS



**Standpipe and wall mount assembly to remote bulk tanks**

3:1 (282398) or 5:1 (84934) pump, wall mount kit (84940), low level cut-off (84946) or foot valve (85765).



**Wall mount to any size drum**

3:1 (282398) or 5:1 (84934) pump, wall-mount kit (84940), suction kit (84945) and low level cut-off (84946) or foot valve (85765).



**Above ground tank**

(275 gallon tank shown) 3:1 (282398) or 5:1 (84934) pump and universal suction kit (85949).



**55 gallon drum mount using bung bushing**

3:1 (282398) or 5:1 (84934) pump and 55 gallon drum suction (85755).



**16 gallon drum mount using drum cover**

3:1 (282398) or 5:1 (84934) pump, drum cover (46007) and 16 gallon drum suction kit (85716).



**55 gallon drum mount on lube truck using drum cover**

3:1 (282398) or 5:1 (84934) pump, eyebolt kit (84941), drum cover/tie-down kit (83115) and 55 gallon drum suction kit (85755).

# Oil Pumps

Series 25 • 3:1 Ratio  
Motor Oil, ATF, Gear Lube and other Fluid Lubricants



## Shop/Garage Applications — 16 Gallon Drums

**MODEL 2437**  
Complete with 282686 pump, 73060 lubricant connecting hose, 241584 volume elbow, 72060 air connecting hose, 815 air coupler, 11659 air nipple.

**MODEL 83447**  
Pump elevator assembly lifts pump assembly clear of drum for easy, one person drum changes. Helps prevent introduction of foreign material into grease during drum changes. Height with drum is 39 3/8", 67 1/4" with elevator raised. Drum not included.

## 55 gallon drums

**MODEL 2424**  
Comes complete with 282133 pump, 84538 2" NPT(m) bung bushing, to fit original 55 gallon bung opening drums, 241584 volume union elbow, 815 air coupler, 11659 air nipple, 73060 lubricant connecting hose and 72060 air hose.

**MODEL 284168**  
Comes complete with 282396 pump and 85949 universal suction tube kit, 84538 bung bushing, air and lubricant connecting hose. Pumps oil, gear lube, ATF, etc. from tanks, drums.

## Lube Truck/Mobile Applications—16 gallon Drum

**MODEL 284288**  
Contractor pump assembly for 16 gallon drums, comes complete with 282686 pump, 84941 eyebolt kit and 82989 drum cover with tie down assembly providing a rigid and sealed drum mount for protection against the elements. Air coupler and air nipple also included.

**MODEL 282990**  
Contractor pump assembly same as 284288 except without 82989 drum cover or tie down assembly but, with 84538 bung bushing.

(NOTE: Order 83119 tie rod assembly separately for 16 gallon drums using 282990 bung mounted pump.)

## 55 gallon Drum

**MODEL 284231**  
Contractor pump assembly for 55 gallon drums, comes complete with 282133 pump, 84941 eyebolt kit and 83115 drum cover with tie down assembly providing a rigid and sealed drum mount for protection against the elements. Air coupler and air nipple also included.

All models based on the 282396 series 25 3:1 oil pump which delivers 6 gpm free flow.

SERIES 25 OIL PUMPS								
Model	Description	Bare Pump No.	Free Delivery	Ratio	Drum Size	Air Inlet	Material Outlet	Use/ Location
282133	Bare drum pump & tube	282396	6 gallons	3:1	55 gallon	1/4" NPT	1/2" NPT	replacement
282396	Bare stub pump	282396	6 gallons	3:1	stub/universal	1/4" NPT	1/2" NPT	universal
282686	Bare drum pump & tube	282396	6 gallons	3:1	16 gallon	1/4" NPT	1/2" NPT	replacement
2424	Stationary	282133	6 gallons	3:1	55 gallon	1/4" NPT	1/2" NPT	shop
2434	Stationary w/elev.	282686	6 gallons	3:1	16 gallon	1/4" NPT	1/2" NPT	shop
2437	Stationary	282686	6 gallons	3:1	16 gallon	1/4" NPT	1/2" NPT	shop
282398	Stub pump assembly	282396	6 gallons	3:1	stub/universal	1/4" NPT	1/2" NPT	universal
282990	Lube truck	282686	6 gallons	3:1	16 gallon	1/4" NPT	1/2" NPT	lube truck
284168	Stationary tank	282396	6 gallons	3:1	55 to 275 gallon	1/4" NPT	1/2" NPT	shop
284231	Lube truck	282133	6 gallons	3:1	55 gallon	1/4" NPT	1/2" NPT	lube truck
284288	Lube truck	282686	6 gallons	3:1	16 gallon	1/4" NPT	1/2" NPT	lube truck

# Oil Pumps

**Series 40 • 5:1 Ratio**

**Motor Oil, ATF, Gear Lube and other Fluid Lubricants**

## Shop/Garage Applications

### 16 Gallon Drums

#### MODEL 2537

Complete with 285686 pump, 73060 lubricant connecting hose, 241584 volume elbow, 72060 air connecting hose, 815 air coupler, 11659 air nipple.

#### MODEL 83447

Pump elevator assembly lifts pump assembly clear of drum for easy, one person drum changes. Helps prevent introduction of foreign material into grease during drum changes. Height with drum is 39<sup>3</sup>/<sub>8</sub>", 67<sup>1</sup>/<sub>4</sub>" with elevator raised. Drum not included.

## 55 gallon drums

#### MODEL 2524

Comes complete with 285133 pump, 84538 2" NPT(m) bung bushing, to fit original 55 gallon bung opening drums, 241584 volume union elbow, 815 air coupler, 11659 air nipple, 73060 lubricant connecting hose and 72060 air hose. Order drum cover 81523 separately.

#### MODEL 285168

Comes complete with 84933 pump and 85949 universal suction tube kit, 84538 bung bushing, air and lubricant connecting hose. Pumps oil, gear lube, ATF, etc. from tanks, drums.

## Lube Truck/Mobile

### Applications—16 gallon Drum

#### MODEL 285288

Contractor pump assembly for 16 gallon drums, comes complete with 285686 pump, 84941 eyebolt kit and 82989 drum cover with tie down assembly providing a rigid and sealed drum mount for protection against the elements. Air coupler and air nipple also included.

#### MODEL 285990

Contractor pump assembly same as 285288 except without 82989 drum cover or tie down assembly but, with 84538 bung bushing.

(NOTE: Order 83119 tie rod assembly separately for 16 gallon drums using 285990 bung mounted pump.)

## 55 gallon Drum

#### MODEL 285231

Contractor pump assembly for 55 gallon drums, comes complete with 285133 pump, 84941 eyebolt kit and 83115 drum cover with tie down assembly providing a rigid and sealed drum mount for protection against the elements. Air coupler and air nipple also included.



All models based on the 84933 Series 40 5:1 oil pump which delivers 6 gpm free flow

### SERIES 40 OIL PUMPS

Model	Description	Bare Pump No.	Free Delivery	Ratio	Drum Size	Air Inlet	Material Outlet	Use/ Location
84933	bare stub pump	84933	6 gallons	5:1	stub/universal	1/4" NPT	1/2" NPT	universal
285133	bare drum pump & tube	84933	6 gallons	5:1	55 gallon	1/4" NPT	1/2" NPT	replacement
285686	bare drum pump & tube	84933	6 gallons	5:1	16 gallon	1/4" NPT	1/2" NPT	replacement
2524	stationary 55 gal.	285133	6 gallons	5:1	55 gallon	1/4" NPT	1/2" NPT	shop
2532	stationary 16 gal.	285686	6 gallons	5:1	16 gallon	1/4" NPT	1/2" NPT	shop
2537	stationary 16 gal.	285686	6 gallons	5:1	16 gallon	1/4" NPT	1/2" NPT	shop
84934	stub pump assembly	84933	6 gallons	5:1	stub/universal	1/4" NPT	1/2" NPT	universal
285168	stationary tank	84933	6 gallons	5:1	250 or 275 gal.	1/4" NPT	1/2" NPT	shop
285231	lube truck	285133	6 gallons	5:1	55 gallon	1/4" NPT	1/2" NPT	lube truck
285288	lube truck	285686	6 gallons	5:1	16 gallon	1/4" NPT	1/2" NPT	lube truck
285990	lube truck	285686	6 gallons	5:1	16 gallon	1/4" NPT	1/2" NPT	lube truck



# Special Application Pumps

3:1 Ratio • Corrosive Fluids



84145-9

### Series 20 Pumps/ 3:1 Press. Ratio

#### MODEL 84145-9 STAINLESS STEEL

For 55 gallon drum. For pumping synthetic hydraulic oil, antifreeze, or other corrosive products. Pump may be coupled to stand pipe, mounted with bracket and suction kit, or pump tube extension may be added for bung mounting to bulk tank, 2.5 gallon a minute free delivery. Pump tube constructed of 316 stainless steel and features Teflon® packings, air inlet 1/4" NPT(f), material outlet 1/2" NPT(f) comes with air coupler and plug and 84147-9 product check assembly.

#### MODEL 84080-9 STAINLESS STEEL

Recommended for use with antifreeze, solvents and windshield washer solution. 316 Series stainless steel construction and Teflon packings assures long life. 3:1 ratio pump for transfer of corrosive or toxic fluids. Mounts on 55 gallon bung opening drums. Delivers 2.5 GPM. Lasts longer than carbon steel models in corrosive service. Maximum air pressure 125 psi.

#### MODEL 84150-9 STAINLESS STEEL

Same as 84080-9, except includes cover for mounting on a 5 gallon pail.



84080-9



84150-9

#### WARNING

For safe and proper use, always consult instructions accompanying product. See page 96 for appropriate warnings.

# Pump Accessories

Series 25 & 40

## BUNG BUSHING / LOW LEVEL CUT-OFF / FOOT VALVES

Model	Description	Threaded Connection	Notes
84538	Pump bung bushing	2" (m)	Mounts series 25 or 40 pump to 2" oil drum opening
82439	Low level cutoff	1 1/2" NPT(m)	Used with "new oil" oil pumps
84946	Low level cutoff	1" NPT(m)	Used with "new oil" oil pumps
85765	Foot valve	1" NPT(f)	Used with "new oil" oil pumps

## WALL MOUNT KITS

Model	Description	Notes
84940	Wall mount kit-Series 25 & 40	Used with 84945
84942	Flange mount kit-Series 25 & 40	Mounts pump to custom made tanks (lube trucks)

## SUCTION KITS

Model	Description	Threaded Connection	Notes
84945	Remote suction kit	1" NPT(f)	Includes 5' oil hose, bung bushing and 1" x 32" pipe
85716	16 gal. drum suction kit	1" NPT(m)	Adapts any series 25 or 40 oil pump to 16 gallon drum
85755	55 gal. drum suction kit	1" NPT(m)	Adapts any series 25 or 40 oil pump to 55 gallon drum
85949	Universal suction kit	1" NPT(m)	Adapts any series 25 or 40 oil pump to drum or tank use

## PUMP COVERS

Model	Description	Notes
84935	Pump cover	Series 20 pumps
85935	Pump cover	Series 25 & 40 pumps

## HOSE

Model	Description	Threaded Connection	Notes
72036	3' low pressure connecting	1/4" NPT(m)	Max working pressure: 250 PSI
72060	5' low pressure connecting	1/4" NPT(m)	Max working pressure: 250 PSI
73036	3' medium pressure connecting	1/2" NPT(m)	Max working pressure: 1000 PSI
73060	5' medium pressure connecting	1/2" NPT(m)	Max working pressure: 1000 PSI

NOTE: See page 48 for complete hose listings.

## Eye Bolt Kit

### MODEL 84941

Eye bolt kit for all series 20, 25 and 40 pumps, makes drum changing easy. Two part kit screws directly onto pump for lifting with pump elevator.

Pump shut-off valves appear on page 79.



84538




82439



84946



85765



84940



84942



84945



84935



85935



84941



72036



73036

# Portable/Manual Fluid Pumps

Medium Pressure • Gear Lube and ATF



2535



535



1253



1254



1293



527

## AIR OPERATED MOBILE GEAR LUBE DISPENSERS

Fast, clean refilling using efficient Lincoln air operated pumps.

- 3:1 (2435) and 5:1 (2535) pump ratios delivers gear oil with minimum consumption
- Air expeller built into pump tube prevents air from registering through meter.
- Large replaceable swivel casters provide ease of maneuverability (mobile models),
- Baked on enamel finish retards rust and corrosion.
- Includes air coupler 815 and 780 shut-off valves. Drum not included.

## MANUAL GEAR LUBE DISPENSERS

These quality manually operated pumps provide fast, clean refilling of differentials, gear cases and final drives.

- Cast iron pump outlet body and handle (except 1293) provide durability and longevity.
- Metered models have air expeller built into pump tube (prevents air from registering on meter).
- Large replaceable swivel casters provide ease of maneuverability (mobile models).
- Baked enamel finish helps prevent rust and corrosion.
- Self contained units and sealed models prevent contamination or spillage of product being dispensed.
- Smooth, easy pumping action (no crank or gears) dispenses all types of gear lubricants, even in the coldest weather.

## ATF DISPENSERS

Provides fast, clean refilling of all types of transmissions. Ideal for passenger vehicles, light trucks and vans.

- Cast iron pump outlet body and handle provide durability and longevity.
- Air expeller built into pump tube prevents air from registering through meter.
- Large replaceable swivel casters provide ease of maneuverability (mobile models),
- Baked on enamel finish retards rust and corrosion.
- Smooth, easy pumping action for positive fluid dispensing, even in the coldest weather.

## WARNING

For safe and proper use of pumps, always consult instructions accompanying product. See page 104 for appropriate warnings.

# Specifications/Accessories

Medium Pressure • Gear Lube and ATF

## AIR OPERATED MOBILE GEAR LUBE DISPENSERS

Model	Container	Meters	Style	Base	Hose Length	Pump Tube	Nozzle	Output
<b>2435</b>	120 lb.	870 (pint)	Drum cover	80895 roll-a-round	5 ft. (73060)	25 <sup>3</sup> / <sub>4</sub> "	780	6 GPM
<b>2535</b>	120 lb.	870 (pint)	Drum cover	80895 roll-a-round	5 ft. (73060)	25 <sup>3</sup> / <sub>4</sub> "	780	6 GPM
<b>2435LN</b>	120 lb.	2873 (liter)	Drum cover	80895 roll-a-round	5 ft. (73060)	25 <sup>3</sup> / <sub>4</sub> "	780	6 GPM
<b>2535LN</b>	120 lb.	2873 (liter)	Drum cover	80895 roll-a-round	5 ft. (73060)	25 <sup>3</sup> / <sub>4</sub> "	780	6 GPM

## MANUAL GEAR LUBE DISPENSERS

<b>535</b>	120 lb.	2870 (pints)	15" ID drum cover	80895 roll-a-round	5 ft. (74560)	25 <sup>3</sup> / <sub>4</sub> "	80599	*
<b>535LN</b>	120 lb.	2873 (liters)	15" ID drum cover	80895 roll-a-round	5 ft. (74560)	25 <sup>3</sup> / <sub>4</sub> "	80599	*
<b>535-58</b>	120 lb.	2870 (pints)	15" ID drum cover	none	5 ft. (74560)	25 <sup>3</sup> / <sub>4</sub> "	80599	*
<b>535-58LN</b>	120 lb.	2873 (liters)	15" ID drum cover	none	5 ft. (74560)	25 <sup>3</sup> / <sub>4</sub> "	80599	*
<b>549</b>	120 lb.	none	15" ID drum cover	80895 roll-a-round	5 ft. (74560)	25 <sup>3</sup> / <sub>4</sub> "	80599	*
<b>549-58</b>	120 lb.	none	15" ID drum cover	none	5 ft. (74560)	25 <sup>3</sup> / <sub>4</sub> "	80599	*
<b>1253</b>	30 lb. bulk	2870 (pints)	self cont. handle	Int. 9" dia / 13 <sup>3</sup> / <sub>4</sub> " w	5 ft. (74560)	17" below rim	80599	*
<b>1253LN</b>	30 lb. bulk	2873 (liters)	self cont. handle	Int. 9" dia / 13 <sup>3</sup> / <sub>4</sub> " w	5 ft. (74560)	17" below rim	80599	*
<b>1254</b>	30 lb. bulk	none	self cont. handle	Int. 9" dia / 13 <sup>3</sup> / <sub>4</sub> " w	5 ft. (74560)	17" below rim	80599	*
<b>1293</b>	30 lb. bulk	none	12" ID clamp-on carry	none	5 ft. clear	13" below rim	curved pipe	**

## MODEL 82757 HOSE/NOZZLE KIT

Hose and nozzle upgrade kit for model 1293. Includes 80999 nozzle assembly and 5' 74560 hose. Order separately.

## ATF DISPENSERS

<b>527</b>	120 lb.	none	15" ID drum cover	80895 roll-a-round	7 ft. (91265)	25 <sup>3</sup> / <sub>4</sub> " below rim	93547	***
<b>527A</b>	120 lb.	236594 (quarts)	15" ID drum cover	80895 roll-a-round	7 ft. (91265)	25 <sup>3</sup> / <sub>4</sub> " below rim	93547	***
<b>527LN</b>	120 lb.	2873 (liters)	15" ID drum cover	80895 roll-a-round	7 ft. (91265)	25 <sup>3</sup> / <sub>4</sub> " below rim	93547	***

\* 1 pt. per 7 strokes using SAE 90 Gear Lubricator at 70°F

\*\* 1 oz. per stroke using SAE 90 at 70°F

\*\*\* 8 strokes per quart

## MODEL 674 HAND TRUCK

All steel, rugged construction with 6" dia. wheels. Finished in Lincoln red. 41" high x 15" wide. For use with an 120 lb. or 16 gallon drum.

## MODEL 80895 ROLL-A-ROUND BASE

Use with 120 lb. refinery containers. Four ball bearing swivel casters and screw clamps. Included with models listed above.



80895



674

# PowerMaster® II Pumps

Motor Oil, ATF, Gear Lube and other Solutions



## POWERMASTER PUMP FEATURES

- Gives years of dependable trouble-free operation.
- Costs much less to operate—costs much less to maintain.
- High volume output—air motor has extra long stroke for powerful, uniform delivery on both up and down strokes.
- Shovel type pump tube used to aid mechanical priming to normal suction when needed.
- Pump outlet body of all-steel construction designed to withstand pulsation and extreme pressure. All wearing parts are tough, heat-treated steel.
- Trouble-free, positive performance. Air motor operation has no springs to wear out, rust or lose tension. Air valve is stall-proof, leak-proof and pre-lubricated. Double-acting mechanisms ensure dependable low-surge operation with minimum air consumption.
- Large air passages allow unrestricted venting.
- Simplified maintenance. Modular design of pump tube allows for easy disassembly. Air motor piston and cylinder...no oiling required, minimum friction, no leather cups.

## BALL TYPE MEDIUM PRESSURE PUMPS

Model	Ratio	Pump Tube Type	Air Motor	Diameter in. / mm	Pump Tube	Material Outlet**	Output per cycle cu. in / cc	Approx. Cycles per gal / liter
1931	4:1	55 gal	82737	2 1/2" / 57	82790	3/4" NPTF	9 / 148	26 / 7
1952	6:1	55 gal	82895	3" / 76	82790	3/4" NPTF	9 / 148	26 / 7
1901	12:1	55 gal	82730	4 1/4" / 108	82790	3/4" NPTF	9 / 148	26 / 7
1936	4:1	16 gal	82737	2 1/2" / 57	82773	3/4" NPTF	9 / 148	26 / 7
1955	6:1	16 gal	82895	3" / 76	82773	3/4" NPTF	9 / 148	26 / 7
1905	12:1	16 gal	82730	4 1/4" / 108	82773	3/4" NPTF	9 / 148	26 / 7

## MEDIUM PRESSURE STUB PUMPS

1940	4:1	stub	82737	2 1/2" / 57	84335	3/4" NPTF	9 / 148	26 / 7
1951	6:1	stub	82895	3" / 76	84335	3/4" NPTF	9 / 148	26 / 7
1914	12:1	stub	82730	4 1/4" / 108	84335	3/4" NPTF	9 / 148	26 / 7

## SHOVEL TYPE MEDIUM PRESSURE PUMPS

1932	8:1	55 gal	82737	2 1/2" / 57	82791	3/4" NPTF	5 / 82	46 / 12
1933	13:1	55 gal	82737	2 1/2" / 57	82792	3/4" NPTF	2.8 / 46	83 / 22
1902*	24:1	55 gal	82730	4 1/4" / 108	82791	3/4" NPTF	5 / 82	46 / 12
1934*	25:1	55 gal	82737	2 1/2" / 57	82793	3/4" NPTF	1.6 / 26	144 / 39
1937	8:1	16 gal	82737	2 1/2" / 57	82840	3/4" NPTF	5 / 82	46 / 12
1938	13:1	16 gal	82737	2 1/2" / 57	82841	3/4" NPTF	2.8 / 46	83 / 22
1906*	24:1	16 gal	82730	4 1/4" / 108	82840	3/4" NPTF	5 / 82	46 / 12
1939*	25:1	16 gal	82737	2 1/2" / 57	82883	3/4" NPTF	1.6 / 26	144 / 39

\* Not to be used with meters.

\*\* All PowerMaster pumps include 12018, 3/4" NPTF(m) x 1/2" NPTF(f) bushing in the material outlet.

NOTE: Model number with "-1" indicates model including bung bushing (ex., 1935-1).

Model number with "-2" indicates model including drum cover (ex., 1935-2).



# PowerMaster® II

## Mounting Accessories

### MODEL 84164 FOR WALL MOUNTING

For wall mounting of PowerMaster II pumps.

### MODEL 84273 FOR BULK TANK MOUNTING

Bulk tank flange mounting assembly for mounting pump to fabricated bulk tanks.

## Other Accessories


### MODEL 66764 MUFFLER

For use on pump stations that incorporate the PowerMaster II air motor, 3/4" NPT(m). Two required per air motor.

Additional PowerMaster II accessories on page 32.



66764



## BALL TYPE MEDIUM PRESSURE DRUM PUMPS

Model	Gallons / Liters per Minute			Min. ID Air Supply Hose in. / mm	SCFM@70 psig	Air Consumption Per Cycle		
	30 CPM	50 CPM	70 CPM			M <sup>3</sup> /min.@5 bar	SCFM@100 psig	M <sup>3</sup> /min.@7 bar
1931	1.1 / 4.4	1.9 / 7.4	2.7 / 10.3	3/8" / 10	.17	.005	.21	.006
1952	1.1 / 4.4	1.9 / 7.4	2.7 / 10.3	3/8" / 10	2.5	.007	.31	.009
1901	1.1 / 4.4	1.9 / 7.4	2.7 / 10.3	1/2" / 12	.5	.014	.62	.017
1936	1.1 / 4.4	1.9 / 7.4	2.7 / 10.3	3/8" / 10	.17	.005	.21	.006
1955	1.1 / 4.4	1.9 / 7.4	2.7 / 10.3	3/8" / 10	2.5	.007	.31	.009
1905	1.1 / 4.4	1.9 / 7.4	2.7 / 10.3	1/2" / 12	.5	.014	.62	.017

## MEDIUM PRESSURE STUB PUMPS

1940	1.1 / 4.4	1.9 / 7.4	2.7 / 10.3	3/8" / 10	.17	.005	.21	.006
1951	1.1 / 4.4	1.9 / 7.4	2.7 / 10.3	3/8" / 10	2.5	.007	.31	.009
1914	1.1 / 4.4	1.9 / 7.4	2.7 / 10.3	1/2" / 12	.5	.014	.62	.017

## SHOVEL TYPE MEDIUM PRESSURE DRUM PUMPS

1932	.6 / 2.4	1 / 4.1	1.5 / 5.7	3/8" / 10	.17	.005	.21	.006
1933	.4 / 1.4	.6 / 2.3	.8 / 3.2	3/8" / 10	.17	.005	.21	.006
1902*	.6 / 2.4	1 / 4.1	1.5 / 5.7	1/2" / 12	.5	.014	.62	.017
1934*	.2 / .8	.3 / 1.3	.5 / 1.8	3/8" / 10	.17	.005	.21	.006
1937	.6 / 2.4	1 / 4.1	1.5 / 5.7	3/8" / 10	.17	.005	.21	.006
1938	.4 / 1.4	.6 / 2.3	.8 / 3.2	3/8" / 10	.17	.005	.21	.006
1906*	.6 / 2.4	1 / 4.1	1.5 / 5.7	1/2" / 12	.5	.014	.62	.017
1939*	.2 / .8	.3 / 1.3	.5 / 1.8	3/8" / 10	.17	.005	.21	.006

# PowerMaster® III

## Medium Pressure Pumping Equipment



### FEATURES

- State of the art, fully pneumatic air motors 3"–4" (76–101 mm).
- Full 6" (152 mm) stroke.
- Modular design for easy repair.
- Only 5 moving parts, no metal to metal contact.
- Pump tubes offer ratios and outputs to fit any application.
- Available to fit any drum or pail size, or bulk tanks.
- Offered in carbon steel, 316 stainless steel or hard chrome plated.
- Complete selection of packing materials available.
- Full line of priming equipment and mounting devices.

### SERIES III AIR MOTORS

- Full pneumatic operation for longer life and durability. Only 5 moving parts.
- Total modular design for ease of service and maintenance.
- Quiet operation. Meets or exceeds OSHA requirements at all recommended operation air pressures.
- Interchangeable with all PowerMaster® III pump tubes.
- Acceptability of pump monitors and controls, such as AirBrake™.

## Medium Viscosity Pumps—Carbon Steel for Transfer of Non-Corrosive Materials

### BALL PUMPS (CONTINUED ON NEXT PAGE ACROSS)

Model	Ratio	Pump Tube Type	Air Motor	Diameter in. / mm	Pump Tube	Material Outlet**	Output per cycle cu. in / cc	Approx. Cycles per gal / liter
2001 <sup>1</sup>	12:1	55 gal	84804	4 / 108	84985	3/4"	11.9 / 195	20 / 5
2005 <sup>1</sup>	12:1	16 gal	84804	4 / 108	84984	3/4"	11.9 / 195	20 / 5
2014 <sup>1</sup>	12:1	stub	84804	4 / 108	84986	3/4"	11.9 / 195	20 / 5
2052	6:1	55 gal	84803	3 / 76	84985	3/4"	11.9 / 195	20 / 5
2055	6:1	16 gal	84803	3 / 76	84984	3/4"	11.9 / 195	20 / 5
2051	6:1	stub	84803	3 / 76	84986	3/4"	11.9 / 195	20 / 5

## Hardened Steel For Non-Corrosive Abrasive Materials

### BALL PUMPS (CONTINUED ON NEXT PAGE ACROSS)

2001-7* <sup>1</sup>	12:1	55 gal	84804	4 / 108	84983	3/4"	11.9 / 195	20 / 5
2052-7* <sup>1</sup>	6:1	55 gal	84803	3 / 76	84983	3/4"	11.9 / 195	20 / 5

## Chrome Plated for Mildly Corrosive & Abrasive Materials

### BALL PUMPS (CONTINUED NEXT PAGE ACROSS)

2001-8* <sup>1</sup>	12:1	55 gal	84804	4 / 108	84982	3/4" NPTF	11.9 / 195	20 / 5
2052-8*	6:1	55 gal	84803	3 / 76	84982	3/4" NPTF	11.9 / 195	20 / 5

## Stainless Steel For Corrosive & Water Borne Materials

### BALL PUMPS (CONTINUED ON NEXT PAGE ACROSS)

2051-9	6:1	stub	84803	3 / 76	84987	3/4"	11.9 / 195	20 / 5
2014-9 <sup>1</sup>	12:1	stub	84804	4 / 108	84987	3/4"	11.9 / 195	20 / 5
2052-9	6:1	55 gal	84803	3 / 76	84981	3/4"	11.9 / 195	20 / 5
2001-9 <sup>1</sup>	12:1	55 gal	84804	4 / 108	84981	3/4"	11.9 / 195	20 / 5

\* Order pump tube and air motor separately for these models.

<sup>1</sup> These models are also available with optional 84988 AirBrake assembled to air motor. To order, specify 94804 air motor and pump tube separately.

**MODEL 84988 AIRBRAKE®**


- Shuts down pump immediately when excessive pump cycle speed (runaway) occurs.
- Prevents pump damage due to a runaway condition.
- Indicates system fault caused by empty container or broken supply line.
- Limits spills due to pump outlet hose failure.
- Sends fault signal to remote alarm locations with optional 244398 signal kit.
- Can be ordered already installed (refer to note on Pump Specification Chart below).
- Can be added later. Order 84988.
- Cannot be used with 3" air motor (84803).

**MODEL 244398 SIGNAL KIT**

Optional for remote monitoring of AirBrake. Sends fault signal to remote alarm locations. Specifications: spot switch, 15 amps@125/750 vac, 1/2" conduit connection.

**Pump Tubes****BALL FOOT DESIGN**

- For light to medium viscosity, flowable fluids and materials.
- Three styles: stub for bulk mounting, 55 gallon (200 liter) or 16 gallon (60 liter) drum.
- Complete packing selection for chemical and shop fluid compatibility.
- Ratios from 6:1–12:1, outputs to 12 gpm (45 lit./min).
- Complete interchangeability with all Series III Air Motors.
- Exclusive, patented, "leakless" gland assembly kit is available as an accessory.

**Medium Viscosity Pumps—Carbon Steel for Transfer of Non-Corrosive Materials****BALL PUMPS**

Model	Gallons / Liters per Minute			Min. ID Air Supply Hose in. / mm	SCFM@70 psig	Air Consumption Per Cycle		
	30 CPM	50 CPM	70 CPM			M <sup>3</sup> min.@5 bar	SCFM@100 psig	M3 min.@7 bar
2001	1.5 / 5.8	2.6 / 9.7	3.9 / 14.6	1/2" / 12	.48	.0014	.66	.019
2005	1.5 / 5.8	2.6 / 9.7	3.9 / 14.6	1/2" / 12	.48	.0014	.66	.019
2014	1.5 / 5.8	2.6 / 9.7	3.9 / 14.6	1/2" / 12	.48	.0014	.66	.019
2052	1.5 / 5.8	2.6 / 9.7	3.9 / 14.6	3/8" / 10	.48	.0014	.66	.019
2055	1.5 / 5.8	2.6 / 9.7	3.9 / 14.6	3/8" / 10	.48	.0014	.66	.019
2051	1.5 / 5.8	2.6 / 9.7	3.9 / 14.6	3/8" / 10	.48	.0014	.66	.019

**Hardened Steel For Non-Corrosive Abrasive Materials****BALL PUMPS**

2001-7*	1.5 / 5.8	2.6 / 9.7	3.9 / 14.6	1/2" / 12	.48	.0014	.66	.019
2052-7*	1.5 / 5.8	2.6 / 9.7	3.9 / 14.6	3/8" / 10	.31	.009	.37	.011

**Chrome Plated for Mildly Corrosive & Abrasive Materials****BALL PUMPS**

2001-8*	1.5 / 5.8	2.6 / 9.7	3.9 / 14.6	1/2" / 12	.48	.0014	.66	.019
2052-8*	1.5 / 5.8	2.6 / 9.7	3.9 / 14.6	3/8" / 10	.31	.009	.37	.011

**Stainless Steel For Corrosive & Water Borne Materials****BALL PUMPS**

2051-9	1.5 / 5.8	2.6 / 9.7	3.9 / 14.6	3/8" / 10	.48	.0014	.66	.019
2014-9	1.5 / 5.8	2.6 / 9.7	3.9 / 14.6	1/2" / 12	.48	.0014	.66	.019
2052-9	1.5 / 5.8	2.6 / 9.7	3.9 / 14.6	3/8" / 10	.48	.0014	.66	.0195
2001-9	1.5 / 5.8	2.6 / 9.7	3.9 / 14.6	1/2" / 12	.48	.0014	.66	.019

# PowerMaster® II & III

## Medium Pressure Accessories



84963

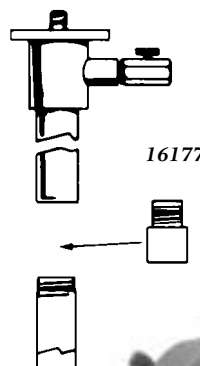
86214



84722



83727



16177



82497



83132



84945



82439

### PowerMaster III only

#### MODEL 84963 FLANGE MOUNTING ASSEMBLY

For rigid mounting of PowerMaster III pumps to the top of fabricated bulk tanks.

#### MODEL 86214 GLAND PROTECTION SLEEVES

For all ball foot design pump tubes. See page 18 for more information.

#### MODEL 84722 MUFFLER ADAPTER KIT

Replaces standard built-in muffler on Series III air motors. Pipes exhaust away from pump. Converts exhaust port to  $\frac{3}{4}$ " NPT(f) thread.

### PowerMaster II and III

#### MODEL 83727 STANDPIPE ASSEMBLY

Mounts PowerMaster II or III pump on floor to accept suction line from bulk tank. Inlet 3" NPTF.  $7\frac{1}{2}$ " (19mm) h; 8" (200mm) dia. Requires 83732 adapter kit.

#### MODEL 83732 STANDPIPE ADAPTER KIT

Necessary to assemble PowerMaster II or III pumps to 83727 stand pipe assembly.

#### MODEL 84826 WALL MOUNTING BRACKET KIT

For PowerMaster II or III air motor assemblies.

#### MODEL 16177 FOOT VALVE ADAPTER

For extending length of drum pumps with 82790 and 82773 PM II pump tubes or 84984 and 84985 PM III pump tubes. Install when standard tubes will not reach bottom of tank for addition of  $1\frac{1}{2}$ " NPTF(m) extension pipe (customer furnished).

#### MODEL 82497 DRUM RIM CLAMP

Supports 16 or 55 gallon PM II or III drum pumps in a full open drum.

#### MODEL 83132 BUNG BUSHING

Screws in bung opening of 400 lb. drums and custom-built tanks to secure any PM II & III pumps. Plated to resist rust. Threaded 2" NPT(m).

#### MODEL 82979 BUNG SEALING KIT

Use with 81482 drum to keep oil from splashing onto drum cover top.

#### MODEL 1709 SINGLE POST PUMP ELEVATOR

See page 19 for description and specifications.

#### MODEL 84945 SUCTION KIT

For transfer of product from drums, bulk tanks or reservoirs. Includes bung bushing suction tube, hose and coupling assembly, low level cutoff and other hardware.

NOTE: 2" x 1" bell reducer required, not included.

#### MODEL 82439 LOW LEVEL CUTOFF

Automatically shuts off flow of oil; keeps supply lines primed. Recommended when dispensing oil through metering devices to conform with standards of the National Conference of Weights and Measures. Assembles to  $1\frac{1}{2}$ " NPT standpipe which assembles to pump.

#### MODEL 84946 LOW LEVEL CUTOFF

Same as 82439, except 1" NPT.

For drum dolly information, see page 17. For drum cover info see pages 16 & 76.

# Hydro-PowerMaster

## Hydraulic Motor for PowerMaster III Pump Tubes

- Safe to use where electric or pneumatic motors may be hazardous.
- Virtually eliminated concerns about air supply condition and exhaust emissions.
- Efficiently generates high material pressure and flow rate with minimum hydraulic power consumption.
- Few internal moving parts. No mechanical linkages or solenoids to fail or wear out.
- An internal changeover circuit requires no external signal for reciprocating action.
- Balanced cylinder design eliminates need for separate stroke adjustments.
- All key components are machined from steel or aluminum to insure long service life in the toughest applications.
- Hydro-PowerMaster was designed and is manufactured under the strict conditions of an ISO 9001 registered quality system.

### HYDRO-POWERMASTER SPECIFICATIONS

Model	Cylinder Dia. in. / cm	Piston Rod Dia. in. / cm	Stroke Length in. / cm	Hydraulic Fluid Inlet	Hydraulic Fluid Outlet
85300	2 / 5	1 3/8 / 3.5	6 / 15	SAE 8 (f)	SAE 10 (f)
Model	Operating Press. Range psi / bar	Operating Temp. Range	Fluid Flow Consumption Rate	Recommended Continuous Speed	Wetted Part Materials
85300	300 to 1500	-30°F to 200°F 20.4 to 103	18.8 cu. in./cycle or -34°C to 93°C	75 cycles/min 1 gal/12 cycle	Steel, aluminum, bronze, Nitrile, Teflon, Polyurethane

### POWERMASTER III HYDRAULIC POWERED PUMPS

**NOTE: Must Order Hydraulic Motor and Pump Tube Separately**

Motor	Pump Tube	Ratio	Drum Size	Material Outlet NPTF	Max. Hyd. Inlet Press. psi / bar	Max. Delivery Press. psi / bar	Max. Free Del. @75 Cycles/Min. gal / liters
85300	84985	1.5:1	55 gal	3/4"	1500 / 103	2250 / 155	3.9 / 14.6
85300	84983	1.5:1	55 gal	3/4"	1500 / 103	2250 / 155	3.9 / 14.6
85300	84982	1.5:1	55 gal	3/4"	1500 / 103	2250 / 155	3.9 / 14.6
85300	84981	1.5:1	55 gal	3/4"	1500 / 103	2250 / 155	3.9 / 14.6
85300	84984	1.5:1	16 gal	3/4"	1500 / 103	2250 / 155	3.9 / 14.6
85300	84986	1.5:1	stub	3/4"	1500 / 103	2250 / 155	3.9 / 14.6
85300	84987	1.5:1	stub	3/4"	1500 / 103	2250 / 155	3.9 / 14.6
85300	84976	2.5:1	55 gal	3/4"	1500 / 103	3750 / 258	2.2 / 8.2
85300	84977	2.5:1	16 gal	3/4"	1500 / 103	3750 / 258	2.2 / 8.2
85300	84978	4:1	55 gal	3/4"	1500 / 103	6000 / 412	1.5 / 5.7
85300	84979	4:1	16 gal	3/4"	1500 / 103	6000 / 412	1.5 / 5.7
85300	84991	3:1	55 gal	3/4"	1500 / 103	4500 / 310	2.0 / 7.5
85300	84992	3:1	16 gal	3/4"	1500 / 103	4500 / 310	2.0 / 7.5
85300	84993	5:1	55 gal	3/4"	1500 / 103	7500 / 317	1.2 / 4.5
85300	84994	5:1	16 gal	3/4"	1500 / 103	7500 / 317	1.2 / 4.5
85300	84995	6:1	55 gal	3/4"	1250 / 86	7500 / 317	1.0 / 3.7
85300	84996	6:1	16 gal	3/4"	1250 / 86	7500 / 317	1.0 / 3.7
85300	84997	9:1	55 gal	3/4"	850 / 58	7650 / 527	.7 / 2.6
85300	84998	9:1	16 gal	3/4"	850 / 58	7650 / 527	.7 / 2.6

See page 30-32 for pump tube specifications, mounting devices and accessories.

**CAUTION:** Do not exceed maximum hydraulic inlet pressure listed for each motor/pump tube combination.



85300



# Diaphragm Pumps

1/4" – 2" Air Operated Pumps



85357



284840



284845

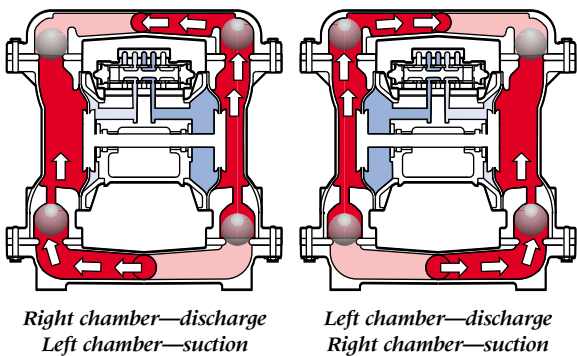


84811

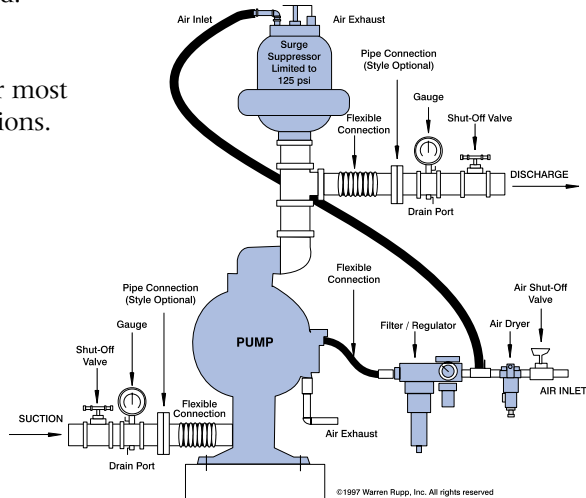
## Basic Design Features

Diaphragm pumps are driven by compressed air. The directional air distribution valve and pilot valve—the “air end”—are located in the center section of the pump. Liquid moves through two manifolds and outer chambers of the pump—the “wet end”. Generally, check valves are located at the top and bottom of each outer chamber or on a common manifold. The two outer chambers are connected by suction and discharge manifolds. Lincoln’s double diaphragm self-priming design offers many advantages over other pumps.

- *Pump abrasive and shear-sensitive materials.* Low interval velocities move abrasives easily with no damage. Gentle pumping action does not shear fragile materials.
- *Pumps viscous materials.* Even heavy or solids-laden materials can be pumped.
- *Environmentally friendly.* No motors, seals or packing to leak.
- *Self-priming.* Able to dry prime under most suction lift or flooded suction conditions.
- *Variable flow.* Regulate the inlet air supply to adjust flow.
- *Runs dry without damage.*
- *Deadheads against closed discharge.* Excessive back pressure stops operation without damage until discharge opens. Eliminates bypass systems or relief valves.
- *Explosion-proof.* Eliminates sparking concerns of other electrical or rotating pumps.



## Pump Installation Guide



## WARNING

The pump exhaust should be piped to an area for safe disposal of product being pumped in the event of a diaphragm failure.

## DIAPHRAGM PUMP MATERIALS PROFILE

Material/ Profile	Operating Temperatures		
	Maximum	Minimum	Optimum
<b>Buna-N</b> General purpose, oil resistant. Good solvent oil, water and hydraulic fluid resistance. Should not be used with highly polar solvents like acetone and MEK, ozone, chlorinated hydrocarbons and nitro hydrocarbons.	190°F / 88°C	-10°F / -23°C	50° to 140° F / 10° to 60° C
<b>Conductive Acetyl</b> Tough, impact resistant, ductile. Good abrasion resistance and low friction surface. Generally inert, with good chemical resistance except for strong acids and oxidizing agents.	Governed by diaphragm material of pump		
<b>Polypropylene</b> Thermoplastic polymer. high tensile and flex strength. Resist strong acids and alkalis. Attacked by chlorine, fuming nitric acid and other strong oxidizing agents.	150°F / 66°C	40°F / 5°C	40° to 150° F / 5° to 66° C
<b>Hytrel®</b> Good on acids, bases, amines and glycols at room temperature only.	190°F / 88°C	-10°F / -23°C	50° to 140° F / 10° to 60° C
<b>Urethane</b> Good resistance to abrasives. Poor resistance to most solvents and oils.	150°F / 66°C	32°F / 0°C	50° to 110° F / 10° to 60° C
<b>Santoprene®</b> Injection molded thermoplastic elastomer with no fabric layer. Long mechanical flex life. Excellent abrasion resistance.	212°F / 100°C	-10°F / -23°C	50° to 212° F / 10° to 43° C
<b>Teflon®</b> (PFA/TFE) Chemically inert, virtually impervious. Very few chemicals are known to chemically react with Teflon: molten alkali metals, turbulent liquid or gaseous fluorine, and a few fluoro-chemicals such as chlorine trifluoride or oxygen difluoride which readily liberate free fluorine at elevated temperatures.	212°F / 100°C	-35°F / -37°C	50° to 212° F / 10° to 43° C

# Diaphragm Pumps/Accessories

1:1 Ratio • High Volume

## 1:1 AIR OPERATED DIAPHRAGM PUMPS

Model	Pump Descrip.	Pump Body	Wetted or Soft Parts	Pump Inlet/Outlet NPT	Max. Free Delivery GPM	Air Inlet NPT(f)	Max. Rec. Inlet Air Pressure	Max. Susp. Solids Dia.	Typical Automotive Use
85357	1/4"	Polyprop	Santoprene	1/4", 1/4"	4 GPM	1/8"	125 PSIG	1/64"	Antifreeze, chemicals
85359	1/4"	Acetal	Buna-N	1/4", 1/4"	4 GPM	1/8"	125 PSIG	1/64"	New oil, ww fluid
85361	1/4"	Polyprop	Buna-N	1/4", 1/4"	4 GPM	1/8"	125 PSIG	1/64"	Non-synthetic oil
85362	1/4"	Acetal	Teflon	1/4", 1/4"	4 GPM	1/8"	125 PSIG	1/64"	Synth. oil, ww fluid, used oil, "aggressive" chemicals
284840	1/2"	Aluminum	Hytrel	1/2" / 1/2"	16 GPM	1/4"	100 PSIG	1/16"	New oils
84841	1/2"	Aluminum	Teflon	1/2" / 1/2"	16 GPM	1/4"	100 PSIG	11/16"	New oil, antifreeze, etc
284842	1/2"	Polyprop	Hytrel	1/2" / 1/2"	14 GPM	1/4"	100 PSIG	1/16"	New oils
84843	1/2"	Polyprop	Teflon	1/2" / 1/2"	14 GPM	1/4"	100 PSIG	1/16"	New oil, antifreeze, etc.
284846	1/2"	Polyprop	Buna-N	1/2" / 1/2"	14 GPM	1/4"	100 PSIG	1/16"	New oil, antifreeze, etc.
284852	1"	Aluminum	Hytrel	1" / 1"	54GPM	1/2"	125 PSIG	1/4"	New oils
84853	1"	Aluminum	Teflon	1" / 1"	54 GPM	1/2"	125 PSIG	1/4"	New oil, antifreeze, etc.
284855	1"	Aluminum	Buna-N	1" / 1"	54 GPM	1/2"	125 PSIG	1/4"	New/used oil, antifreeze, etc.
284856	1"	Aluminum	Buna-N	dual 1" / 1"	54 GPM	1/2"	125 PSIG	1/4"	New oil, antifreeze, etc.
284862	1 1/2"	Aluminum	Buna-N	1 1/2" / 1 1/2"	60 GPM	1/2"	125 PSIG	1/4"	New oil, antifreeze, etc.
284870	2"	Aluminum	Buna-N	2" / 2"	135 GPM	1/2"	125 PSIG	1/4"	New/used/non-synth oils

## 1:1 AIR OPERATED DIAPHRAGM PUMPS - U.L. LISTED

84811	1" UL	Aluminum	Buna-N	1" / 3/4"	37 GPM	1/4"	50 PSIG	1/8"	Used oil, diesel, kerosene kerosene, etc.
84812	1" UL	Aluminum	Teflon	1" / 3/4"	37 GPM	1/4"	50 PSIG	1/8"	Unleaded gas, diesel, kerosene, used oil, etc.
84813	1 1/2" UL	Aluminum	Buna-N	1 1/2" / 1 1/4"	73 GPM	1/4"	50 PSIG	3/16"	Used oil, diesel, kerosene, etc.

\* Check local fire codes before using any pump in a used oil system. Some fire codes require the use of a U.L. Listed pump to pump used oils.

\*Always check chemical compatibility information before putting pump into service.

## Wall Mount Brackets

### MODEL 85255 WALL MOUNT BRACKET

Wall mount bracket for 1/4" to 1/2" air operated diaphragm pumps.

### MODEL 84817 WALL MOUNT BRACKET

Wall mount bracket for 1/2" to 2" air operated diaphragm pumps.

## Other Accessories

### MODEL 240994 DRUM ADAPTER KIT

For use with 1/2" polypropylene AOD pumps. Includes 2" NPT(f) bung bushing, 1" x 36" suction tube and adapter.

### MODEL 240993 DUAL PORT MANIFOLD

For use with 1/2" polypropylene AOD pumps.

### MODEL 240989 DUAL PORT MANIFOLD

For use with 1/2" aluminum AOD pumps.

### MODEL 243565 DUAL PORT MANIFOLD

For use with 1" aluminum AOD pumps.



# Volume-Master® ST

*Synchro-Tech™—uniquely designed all purpose transfer pump line*

All Volume-Master Synchro-Tech pumps use a synchronized timed impeller system to produce high volume liquid output with low energy requirements. These self-priming, reversible pumps include 2" inlet and outlet for efficient transfer of a broad range of viscosities of petroleum and industrial fluids. Their advanced design enables each pump to run dry without affecting pump components. Choose manual or electric pump to meet your high volume fluid transfer needs.

## Volume-Master ST Features

- Twin, cast sintered bronze impellers
- Cast aluminum body
- Stainless steel pump shafts
- Prelubricated positive displacement synchronized gear driven pump
- Can operate dry without damage to pump components
- One year warranty.



## Manual Transfer Pump

### MODEL 85260 HANDI-FLO™

Manually operated; pumps either direction. Can be operated with 1/2" electric drill in non-hazardous applications or when pumping non-flammable fluids. For use with motor oils, hydraulic oils, automatic transmission fluids, etc.

- Oilite brass bushings
- Buna-N seals
- Dispense water at 50 gpm
- Variable length crank handle
- Tri-pod stand and accessory kits available separately—see page 39

### TYPICAL APPLICATIONS—MULTI VISCOSITY

Model	Power Source	Installation	Typical Use
85260	manual/electric drill	stationary/mobile	non-explosive/non-flammable

## DC Electric Transfer Pump

### MODEL 85261 DC-FLO™

Light viscosity fluid transfer DC operated pump has 60 amp 12 volt DC motor with a 30 minute duty cycle and service factor of 1.0. For use with many water based products, anti freeze, fuels (where applicable), etc. Can be used with manual or automatic shut-off nozzles and flow meters. Includes factory set by-pass valve. UL/CSA approved.

- Hardened alloy gears
- Oilite brass bushings
- Viton seals

### TYPICAL APPLICATIONS—LIGHT VISCOSITY/DC

Model	Power Source	Installation	Typical Use
85261	12 volt DC	stationary	explosive/flammable fuel transfer/lube trucks

*Typical output: 50 gpm of diesel fuel at 70° F. Actual output may vary depending on product.*



85261

# Volume-Master® ST

## General purpose AC-Flo™ pumps

### Stationary AC-Flo Pumps

Used to transfer high volumes of light to heavy viscosity products. Continuous duty cycle, full field, 1.5 horsepower, 60 hertz motor with service factor of 1.0. Automatic overload/ reset and factory set by-pass valve. UL/CSA approved.

- Hardened alloy gears
- Needle bearings with inner rings
- Viton seals
- Flow rates from 30 to 70 gpm
- Can be used with manual or automatic shut-off nozzles and flow meters



85263

#### MODEL 85263—MULTI VISCOSITY

Motor oils, hydraulic oils, automatic transmission fluids, etc.

#### MODEL 85264—LIGHT VISCOSITY

Many water based products, anti freeze, fuels (where applicable), etc.

#### MODEL 85265—HEAVY VISCOSITY

40 wt. oil, gear lubricants, etc.

### Mobile AC-Flo™ Pumps

Cart mounted pumps put the power where you need it. Full field, 60 hertz T.E.F.C. motor with on/off switch has a service factor of 1.0. Automatic overload/reset and factory set by-pass valve.

- Motor is capacitor run/capacitor start
- Viton seals
- 10" pneumatic tires
- Suction tube and delivery nozzle holsters with drainage tank
- Hose storage area
- 14 gauge 3 conductor 12" pigtail
- Carbon steel suction tube with adjustable 2" bung adapter
- 10' suction tub and delivery hoses with cam-lock connections



85269

#### MODEL 85269—MULTI VISCOSITY

Motor oils, hydraulic oils, automatic transmission fluids, etc.

#### MODEL 85270—LIGHT VISCOSITY

Many water based products, anti freeze, fuels (where applicable), etc.

#### MODEL 85271—HEAVY VISCOSITY

40 wt. oil, gear lubricants, etc.

#### TYPICAL APPLICATIONS—MULTI VISCOSITY

Model	Power Source	Installation	Typical Output	Typical Use
85263	115V/230V AC	stationary	Up to 45 gpm 30 wt. oil @ 70° F	non-explosive/non-flammable
85269	115V/230V AC	mobile	Up to 45 gpm 30 wt. oil @ 70° F	non-explosive/non-flammable

#### TYPICAL APPLICATIONS—LIGHT VISCOSITY

Model	Power Source	Installation	Typical Output	Typical Use
85264	115V/230V AC	stationary	50 gpm diesel fuel @ 70° F *	non-explosive/non-flammable
85270	115V/230V AC	mobile	50 gpm diesel fuel @ 70° F *	non-explosive/non-flammable

#### TYPICAL APPLICATIONS—HEAVY VISCOSITY

Model	Power Source	Installation	Typical Output	Typical Use
85265	115V/230V AC	stationary	up to 40 gpm 40 wt. oil @ 40° F *	non-explosive/non-flammable
85271	115V/230V AC	mobile	up to 40 gpm 40 wt. oil @ 40° F *	non-explosive/non-flammable

\*Actual output may vary depending on product.



# Transfer Pumps & Accessories

## 1:1 PISTON TRANSFER PUMPS

Model	Pump Descrip.	Pump Body	Wetted or Soft Parts	Pump Inlet/Outlet NPT	Max. Free Delivery GPM	Air Inlet NPT(f)	Max. Rec. Inlet Air Pressure	Max. Susp. Solids Dia.	Typical Automotive Use
84829	stub	alum/steel/plastic	Buna-N	1" / 3/4"	14 GPM	1/4"	150 PSIG	NA	Universal/new oil transfer
82230	55 gal. drum	alum/steel	Buna-N	3/4" - 1 1/2" A.N.	20 GPM	1/4"	150 PSIG	NA	55 gal. drum/new oil transfer

### MODEL 84829 UNIVERSAL

Stub pump design provides the versatility to transfer and dispense controlled amounts of lubricant using an oil spigot, control valve or meter. Adaptable for 16 or 55 gal. containers as well as bulk tank or stand-pipe installations. Delivers 12.5 cu. in. per cycle. Includes air motor 84831, pump tube 84828, suction tube, bung bushing, air coupler and air nipple.

### MODEL 82230

Transfer pump quickly transfers fluids directly from 55 gallon drums. 2" bung bushing adjusts to varied drum lengths. Designed to stall against lubricant pressure.

### MODEL 82715 TEFLON® KIT

For use with 82230, to allow compatibility with additional products.

## Manual • High Volume

### MODEL 1326 DIAPHRAGM ACTION

Neoprene seals resist wear from abrasive fluids. Double acting diaphragm delivers one full gallon per eight strokes. 8' hose with discharge nozzle.


### TRANSFER PUMPS

Model	Drum Size	Bung Bushing	Output
1326	16 to 55 gal. w/2" bung opening	2" NPT(m)	1 pint per stroke

## High Volume

For high volume transfer of fluids such as hydraulic oil, motor oil, gear lubricant, ATF, etc., Deliver up to 50 gallons (187 liters) per minute for continuous operation.

- Cone type pump
- Teflon and Buna-N piston seals
- Viton and Teflon gland seals



## VOLUME MASTER PUMPS

Model	Ratio	Air Motor	Pump Tube	Air Motor Size in / mm	Max. Disch. Pressure psi / bar	Max. Deliv. GPM l/min.	Air Inlet SNPTF(f)	Material Outlet NPTF(f)
594	2/3:1	82737	84396	2 1/2 / 65	133 / 9	35 / 132	1/4"	1 1/4"
595*	1:1	82895	84395	3 / 37	50 / 3	5 / 18	1/2"	1 1/4"
596	1:1	82895	84396	3 / 75	200 / 14	5 / 18	1/2"	1 1/4"
597	2:1	82730	84396	4 1/4 / 110	400 / 28	50 / 187	1/2"	1 1/4"

\*Model 595 is equipped with a relief valve to bypass pressures above 50 psi (3 bar) back into the container. It is U.L. Listed for use with flammable petroleum products.

NOTE: Volume master pumps have 2" NPTF(f) inlets to thread directly to 2" (m) stand pipes, or they can be flanged mounted to a tank.

Use model 84164 wall mount bracket kit. 84945 for wall mounting Volume Master Pumps



# Volume-Master® ST Accessories

## Accessories

### MODEL 246553 TRIPOD STAND

Collapsible tri-pod stand places Handi-Flo manual pump 85260 at a comfortable height for convenient manual high volume transfer of product.

### MODEL 246552 BUNG ADAPTER

Aluminum bung bushing for use with 2" drum or tank mounting.

### MODEL 246554 HOSE EXTENSION KIT

1 1/2" x 10' standard hose extension kit. Includes 10' hose with two female couplings, one male/male spool and one hose bracket.

### MODEL 246556 HOSE

1 1/2" x 10' standard hose. Includes 10' hose with two female couplings.

### MODEL 246584 SHUT-OFF NOZZLE

1 1/2" petroleum shut-off nozzle with 8" spout.

### MODEL 246589 HOSE/TRI-POD KIT

Includes two 10' hoses with female couplings, tri-pod stand 246553, two 1 1/2" NPT(m) quick release couplings and two 2" x 1 1/2" reducer bushings.

### MODEL 246598 REDUCER BUSHING

2" BSP x 1 1/2" NPT reducer bushing.

### MODEL 246599 DRUM SUCTION KIT

Includes one steel suction tube, one bung bushing 246552, one quick release elbow and one 1 1/2" x 10' hose with one female coupling. Used to drum mount the manual pump 85260 for quick oil transfer.

## Transfer Pump Accessories Suction Kits

### MODEL 84945 REMOTE SUCTION KIT

For use with 1" AOD pumps. Includes 2" NPT(f) bung bushing, 1" x 32" suction tube, 5' oil hose and coupling assembly, low level cutoff and hardware.

### MODEL 85256 REMOTE SUCTION KIT

Same as 84945 except for use with 1/4" AOD pumps.

## Used Fluid Overfill Warning Valves

Float rises with used fluid to activate "whistle" warning at prescribed level.

### MODEL 84815 SINGLE WALL

For single wall tanks & drums in used fluid systems and above ground tanks.

### MODEL 84824 DOUBLE WALL

Same as 84815 except for double walled tanks and above ground tanks.

### MODEL 84816 4-WAY VALVE

Four port, two position valve used in waste fluid systems. Enables one pump to pump into and out of drum or tank.

Hoped to put pic of tri-pod stand which is in old Volume Master catalog but was not able to get image from Century. I think its on an old DAT tape or may exist as a transparency

DELETE THIS  
BEFORE PRINTING



84945



84815



84816

# Spigot Pumps & Accessories

Introducing 1:1 ratio Lincoln spigot pump kits for fast, efficient transfer of bulk lubricants and shop fluids using standard shop compressed air. These new models come complete (to fit a standard 55 gal. drum) with suction tube, bung bushing, 1:1 pump, spigot assembly and mini air regulator with gauge. These new kits are self priming and are capable of running dry without effecting pump life. (see notes page 41)

## AIR OPERATED DOUBLE DIAPHRAGM PUMPS

Spigot Pump Assy.	Suction Kit	Spigot/Air Regulator Assy.	Bare Pump	Construction	Diaphragm	Typical Automotive Use
<b>85363</b>	247800	247810	85357	1/4" Polypropylene	Santopropylene	Antifreeze; some chemicals
<b>85366</b>	247801	247810	85359	1/4" Acetal	Buna-N	Motor, gear and hydraulic oil (non-synthetic)
<b>85368</b>	247800	247810	85359	1/4" Acetal	Buna-N	Windshield wash solution
<b>85364</b>	247800	247810	85361	1/4" Polypropylene	Buna-N	New fresh oils (non-synthetic)
<b>85365</b>	247802	247810	85362	1/4" Acetal	Teflon	Synthetic & used oils, some "aggressive" chemicals

### Spigot Assemblies

#### MODEL 247810

For all 1/4" AOD assemblies. Includes 3/8" goose-neck dispenser and shut-off valve.

#### MODEL 84950

Used with 84829. Includes 1/2" goose-neck dispenser and shut-off valve.

### Suction Kits for 1/4" AOD pumps

#### MODEL 247800

Includes 34<sup>9</sup>/<sub>16</sub>" polypropylene suction tube, 2" bung bushing and pump mounting bracket with mounting hardware for 55 gallon drum.

#### MODEL 247801

Same as 247800 except nylon suction tube.

#### MODEL 247802

Same as 247800 except Teflon TFE suction tube.

### Air Regulator and Air Gauge

#### MODEL 600003 MINIATURE REGULATOR

All brass construction with Buna N diaphragm. For 1/4" pipe size. Maximum supply pressure 300 psig. Reduced pressure range: 0-125 psig. Operating temperature range: -40° to 180°F. Diameter 1<sup>3</sup>/<sub>8</sub>", height 2<sup>3</sup>/<sub>4</sub>", weight 1/2 lb.

#### MODEL 66100 GAUGE

Registers pressures up to 200 psi. Dial diameter 2". 1/4" NPT (m) bottom connection. Calibrated both in psi and kg/cm<sup>2</sup>.

### Lincoln Air Nipples

#### MODEL 11659

1/4" NPT(m) inlet Lincoln long stem-style nipple assures long service life and easy connections under severe operating conditions. 250 psi max. operating pressure.

#### MODEL 11660

Same as 11659 except 1/8" NPT(m) inlet.

#### MODEL 11659

1/4" NPT(m) inlet Lincoln long stem-style nipple assures long service life and easy connections under severe operating conditions. 250 psi max. operating pressure.



# Bulk Oil Systems

## 3:1 and 5:1 Ratio Pump Packages

Lincoln pump 3:1 and 5:1 ratio packages include 600003 regulator, 600401 gauge, 815 coupler and 11659 nipple. Control valve, inline meter or handheld metering control valve must be ordered separately (except model 4283).

### MODEL 4260 3:1 WITH SPIGOT

3:1 ratio universal pump package 282398 with 2" bung bushing and 85949 universal suction tube with foot valve for drum or tank mounting. One 84950 product delivery spigot with fitting for attaching spigot to pump.

### MODEL 4560 5:1 WITH SPIGOT

Similar to 4260 listed above, but this model includes 5:1 ratio pump 84934.

### MODEL 4265 3:1 WITH 30' REEL

3:1 ratio bulk oil pump with 2" bung bushing 282398 and model 85949 universal suction tube with foot valve for drum or tank mounting. Includes 1/2" x 30' oil reel with 2' connecting hose 6M34.

### MODEL 4565 5:1 WITH 30' REEL

Similar to 4265 listed above, but this model includes 5:1 ratio pump 84934.

### MODEL 4262 3:1 WITH 50' REEL

3:1 ratio pump with 2" bung bushing 282398 and 85949 universal suction tube with foot valve for drum or tank mounting. Includes 1/2" x 50' oil hose reel with 2' connecting hose 6M54.

### MODEL 4562 5:1 WITH 50' REEL

Similar to 4262 listed above, but this model includes 5:1 ratio pump 84933.

### MODEL 4283 5:1 WITH 50' REEL & METER

Deluxe assembly including 84934 5:1 ratio pump with bung bushing, universal suction tube with foot valve to fit any size container up to 275 gallons. Includes 1/2" x 50' oil hose reel 6M54 with 2' connecting hose. 977 electronic meter totalizes in gallons with quart, gallon or pint readout.

*NOTE: Pipe, fittings and hardware for installation of overhead reel assembly supplied by others.*

## Reel • Pump • Meter Packages

Lincoln puts all the components you specify in one easy-to-order package.

### RPM PACKAGES

Model	Pump Kit/Ratio	Reel/30'	Electronic Meter	Air Regulator	Air Gauge
<b>RPM 7</b>	282398/3:1	6M34	957 quarts	600003	600401
<b>RPM 8</b>	282398/3:1	6M34	977 universal	600003	600401
<b>RPM 9</b>	84934/5:1	6M34	957 quarts	600003	600401
<b>RPM 10</b>	84934/5:1	6M34	977 universal	600003	600401

*NOTE: Always consult fluid/solution manufacturer specifications AND local fire code(s) before installing any pump into service. Most modern automotive fluid/solutions include some type of "additive package" which may not be compatible with the typical applications listed below. Some fluids or solutions are considered flammable and/or combustible in which case the dispensing pump should be properly grounded. (Order air coupler and air nipple separately)*

*NOTE: 1:1 ratio pumps listed can be used in short length systems as long as pump ratio and free flow outputs are considered. Consult system planning manual or local Lincoln District Sales Manager for additional information.*



4560



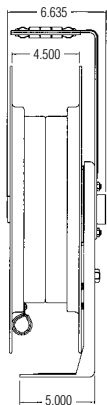
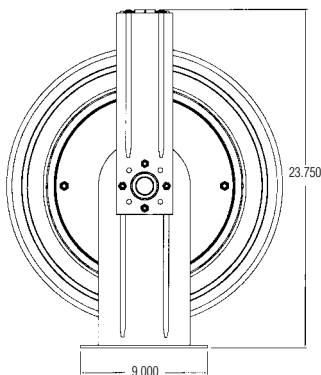
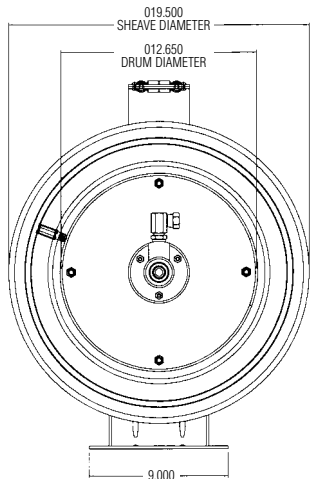

4262



4283

# Golden Standard Series

Lincoln's continued commitment to the best value for the dollar hose reel is reflected in our Golden Standard Reels. This design reflects decades of engineering refinement and extensive field evaluation. Lincoln's commitment to the lubrication equipment market is legendary, as are the original Lincoln Golden Standard Series Reels. Lincoln has combined the value of the original Golden Standard Series Reels with newly engineered design features to produce the best reel yet.



## FEATURES

- All bare reels have 50' hose capacity.
- Reel assemblies available in standard 30' and 50' hose lengths.
- Models are available to suit every application—grease service (high pressure), oil service (medium pressure) and air/water service (low pressure).
- Full-flow product porting insures high delivery and reduced restrictions.
- All reels are manufactured in the U.S.A. of quality steel for years of dependable use.
- The new Lincoln patented "Swaxle" swivel design combines the reel swivel and axle—reducing parts and possible failure points, improving dependability.
- Painted parts are powder painted for long life and scratch resistance.
- Sheave edges are rolled-over for added strength and elimination of sharp edges.
- One piece gusseted and welded base will deliver years of trouble-free service.
- Seven position roller outlet arm delivers a flexible reel design which can be used in ceiling, wall, tank or under service bench mount applications.
- 90° inlet fitting now included to facilitate installation in a wider variety of applications.
- Inlet has now been moved to "outlet arm" side of reel to allow easier tension adjustment.
- Delrin outlet rollers eliminate hose pinching and produce smooth hose delivery with a reduction in noise over metal roller style competitive models.
- All models include oilite bronze bearings—a time proven design.
- All models include a banded power spring for added safety.
- All reel assemblies are factory assembled and pressure tested.
- Basic reel assemblies can be ordered with one model number and include delivery hose, ball stop and connecting hose—no additional hoses to buy or supply.
- Complete reel assemblies with meter, control valve or air coupler are also available as one model number.
- Backed by a five year limited warranty. See your Lincoln representative for details.

## BARE REEL SPECIFICATIONS

Model	Application	Hose Capacity			Working Pressure/ Bare Reel, PSI (BAR)	Inlet/ Outlet(f)
		SAE	Type	Length		
6H00	Grease	100R2	75	50'	High 5000 (340)	1/4" NPTF
6M00	Fluid Lubricants	100R3	73	50'	Medium 1000 (68)	1/2" NPTF

## Mounting Kit

### MODEL 85641

Universal kit for mounting up to 12 reels, any series, open or decorative.

*NOTE: For heavy duty lube truck applications, we recommend our Heavy Duty Reel series shown on page 44-45*

## High Pressure Reels & Assemblies

### BASIC GREASE ASSEMBLIES LESS HOSE END CONTROL

Model Number	Description	Included with Reel Assemblies				
		Bare Reel Model	Delivery Hose	Connecting Hose	Ball Stop	Control Valve or Meter
6H32	1/4" x 30'	6H00	75360	75024	85516	NA
6H52	1/4" x 50'	6H00	75600	75024	85516	NA

### COMPLETE GREASE ASSEMBLIES WITH UNIVERSAL SWIVEL & CONTROL VALVE

6H32G	1/4" x 30'	6H00	75360	75024	85516	81387 & 740
6H52G	1/4" x 50'	6H00	75600	75024	85516	81387 & 740

## Medium Pressure Reels & Assemblies

### BASIC FLUID LUBRICANT ASSEMBLIES LESS HOSE END CONTROL

6M34	1/2" x 30'	6M00	73360	73024	85517	NA
6M54	1/2" x 50'	6M00	73600	73024	85517	NA

### COMPLETE FLUID LUBRICANT, ANTIFREEZE & WW FLUID ASSEMBLIES WITH CONTROL VALVE OR METER

#### 30' OIL REEL MODELS

6M34C	1/2" x 30' with Control Valve	6M00	73360	73024	85517	769
6M34D	1/2" x 30' with Electronic Meter	6M00	73360	73024	85517	977
6M34E	1/2" x 30' with Liter Meter	6M00	73360	73024	85517	899
6M34L	1/2" x 30' with Pints Gear Lube Meter	6M00	73360	73024	85517	878
6M34M	1/2" x 30' with Quarts Meter	6M00	73360	73024	85517	877
6M34N	1/2" x 30' with Gear Lube Control Valve	6M00	73360	73024	85517	780
6M34R	1/2" x 30' with Control Valve	6M00	73360	73024	85517	768
6M34T	1/2" x 30' with Quarts ATF Meter	6M00	73360	73024	85517	883

#### 50' OIL REEL MODELS

6M54C	1/2" x 50' with Control Valve	6M00	73600	73024	85517	769
6M54D	1/2" x 50' with Electronic Meter	6M00	73600	73024	85517	977
6M54E	1/2" x 50' with Liter Meter	6M00	73360	73024	85517	899
6M54L	1/2" x 50' with Pints Gear Lube Meter	6M00	73600	73024	85517	878
6M54M	1/2" x 50' with Quarts Meter	6M00	73600	73024	85517	877
6M54N	1/2" x 50' with Gear Lube Control Valve	6M00	73600	73024	85517	780
6M54R	1/2" x 50' with Control Valve	6M00	73600	73024	85517	768
6M54T	1/2" x 50' with Quarts ATF Meter	6M00	73600	73024	85517	883

## Low Pressure Reels & Assemblies

### BASIC AIR, WATER LESS HOSE END CONTROL

6L32	1/4" x 30'	6M00	72360	74024	85515	NA
6L33	3/8" x 30'	6M00	72360A	74024	85516	NA
6L52	1/4" x 50'	6M00	72600	74024	85515	NA
6L53	3/8" x 50'	6M00	72600A	74024	85516	NA
6L54	1/2" x 50'	6M00	74600	74024	85517	NA

### COMPLETE AIR ASSEMBLIES WITH AIR COUPLER & TIRE CHUCK

6L32A	1/4" x 30'	6M00	72360	74024	85515	815/11659/66951
6L33A	3/8" x 30'	6M00	72360A	74024	85516	815/11659/66951
6L52A	1/4" x 50'	6M00	72600	74024	85515	815/11659/66951
6L53A	3/8" x 50'	6M00	72600A	74024	85516	815/11659/66951
6L54A	1/2" x 50'	6M00	74600	74024	85517	815/11659/66951

### COMPLETE WATER ASSEMBLIES WITH WATER BIBB COCK

6L32W	1/4" x 30'	6M00	72360	74024	85515	846 Bibb Cock
6L33W	3/8" x 30'	6M00	72360A	74024	85516	846 Bibb Cock
6L52W	1/4" x 50'	6M00	72600	74024	85515	846 Bibb Cock
6L53W	3/8" x 50'	6M00	72600A	74024	85516	846 Bibb Cock
6L54W	1/2" x 50'	6M00	74600	74024	85517	846 Bibb Cock



6H52



6H32G



6M34



6M34D



6L32



6L32A



# Heavy Duty Series Hose Reels

The Heavy Duty Series reels are the finest Lincoln lubereels ever designed. Years of engineering, testing and experience preceded their introduction. The quality and reliability the professional expects from Lincoln is not only met but exceeded in form and function by the HD Series. Value, long-life and top performance were the criteria demanded before these incredible reels were released.

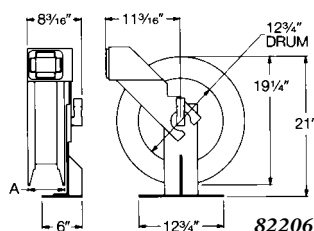
You should expect the best from Lincoln... the HD Series reel delivers it.



82206

## FEATURES

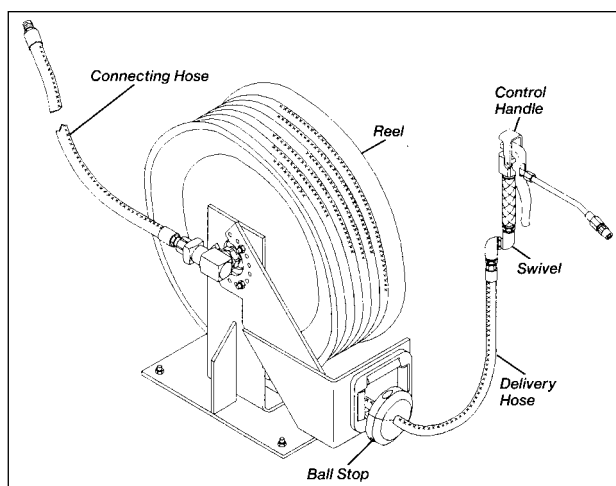
- All bare reels rated for high, medium and low pressure.
- Reel assemblies available in standard 30', 40' and 50' hose lengths
- Dual needle roller bearings
- Ball bearing inlet swivel design
- Quick disconnects on delivery and connecting hose
- Spring canister with seals
- Thirteen position roller outlet arm
- Delrin rollers
- Quarter-inch thick steel welded base and roller outlet arm
- Reel sheaves are rolled.
- Painted parts individually powder painted for long life and scratch resistance
- All reel assemblies factory assembled and pressure tested to insure a quality leak-free installation every time
- Basic reel assemblies can be ordered with one model number; include delivery hose, ball stop and connecting hose
- Complete reel assemblies with meter, control valve or air coupler are also available as one model number.
- Backed by a five year limited warranty. See your Lincoln representative for details.



82206

## BARE REEL SPECIFICATIONS

Model	Lincoln Reel Application	Hose Capacity			Working Pressure	Sheave Width	Inlet/Outlet
		SAE	Type	Length			
82206	Heavy duty long length	100R2	75	50'	5000	5 1/2"	1/2" NPTF
		100R2	76A	50'	5000	5 1/2"	1/2" NPTF
		100R2	76B	50'	5000	5 1/2"	1/2" NPTF
		100R3	73	50'	5000	5 1/2"	1/2" NPTF
		100R1	78	50'	5000	5 1/2"	1/2" NPTF
		100R6	72A	50'	5000	5 1/2"	1/2" NPTF



*Typical Complete Hose Reel Assembly*

## Mounting Kits

### MODEL 85641

Universal kit for mounting up to 12 reels, any series, open or decorative.

## High Pressure Reels & Assemblies

### BASIC GREASE ASSEMBLIES LESS HOSE END CONTROL

Basic Reel	Bare Reel	Delivery Hose	Hose Size	Connecting Hose	Ball Stop	Control Valve
85003	82206	75240	20' x 1/4"	75024	85516	NA
85003-30	82206	75360	30' x 1/4"	75024	85516	NA
85004	82206	75480	40' x 1/4"	75024	85516	NA
85004-50	82206	75600	50' x 1/4"	75024	85516	NA
85006-30B	82206	76360B	30' x 3/8"	76024B	85517	NA
85004B	82206	76480B	40' x 3/8"	76024B	85517	NA
85004-50B	82206	76600B	50' x 3/8"	76024B	85517	NA
85008A	82206	76480A	40' x 1/2"	76024A	85517	NA
85008-50A	82206	76600A	50' x 1/2"	76024A	85517	NA



85050

### COMPLETE GREASE ASSEMBLIES with Universal Swivel & Control Valve

Assembly Model	Bare Reel	Delivery Hose	Hose Size	Connecting Hose	Ball Stop	Control Valve	Swivel	Nipple
85050	82206	75360	30' x 1/4"	75024	85516	740	81387	12957(2)
85051	82206	75600	50' x 1/4"	75024	85516	740	81387	12957(2)

## Medium Pressure Reels & Assemblies

### BASIC FLUID LUBRICANT, ANTIFREEZE & WW FLUID ASSEMBLIES Less Hose End Control

Basic Reel	Bare Reel	Delivery Hose	Hose Size	Connecting Hose	Ball Stop	Control Valve
83463	82206	73240	20' x 1/2"	73024	85517	NA
83463-30	82206	73360	30' x 1/2"	73024	85517	NA
83464	82206	73480	40' x 1/2"	73024	85517	NA
83464-50	82206	73600	50' x 1/2"	73024	85517	NA
85009-50	82206	78600	50' x 5/8"	78024	84347	NA



85060

### COMPLETE MEDIUM PRESSURE ASSEMBLIES-GEAR LUBE

85052	82206	73360	30' x 1/2"	73024	85517	780
85053	82206	73600	50' x 1/2"	73024	85517	780
85054	82206	73360	30' x 1/2"	73024	85517	878(meter)
85055	82206	73600	50' x 1/2"	73024	85517	878(meter)

### COMPLETE MEDIUM PRESSURE ASSEMBLIES-OILS

85056	82206	73360	30' x 1/2"	73024	85517	877(meter)
85057	82206	73600	50' x 1/2"	73024	85517	877(meter)
85058	82206	73360	30' x 1/2"	73024	85517	3866(meter)
85059	82206	73600	50' x 1/2"	73024	85517	3866(meter)

### COMPLETE MEDIUM PRESSURE ASSEMBLIES-OILS Elec/Digital

85060	82206	73360	30' x 1/2"	73024	85517	967(meter)
85061	82206	73600	50' x 1/2"	73024	85517	967(meter)

## Low Pressure Reels & Assemblies

### BASIC AIR, WATER Less Hose End Control

85232	82206	72360	30' x 1/4"	72024	85515	NA
85002	82206	72480	40' x 1/4"	72024	85515	NA
85011	82206	72600	50' x 1/4"	72024	85515	NA
85002A	82206	72480A	40' x 3/8"	72024A	85516	NA
85001	82206	72600A	50' x 3/8"	72024A	85516	NA
85005	82206	74480	40' x 1/2"	74024	85517	NA
85010-50	82206	74600	50' x 1/2"	74024	85517	NA



85065

### COMPLETE LOW PRESSURE ASSEMBLIES-AIR SERVICE

Assembly Model	Bare Reel	Delivery Hose	Hose Size	Connecting Hose	Ball Stop	Air Coupler	Nipple	Air Chuck	Bushing
85062	82206	72600	50' x 1/4"	74024	85515	815	11659	66951	12080
85063	82206	72600A	50' x 3/8"	74024	85516	815	11659	66951	67069/10049

### COMPLETE LOW PRESSURE ASSEMBLIES-WATER SERVICE

Assembly Model	Bare Reel	Delivery Hose	Hose Size	Connecting Hose	Ball Stop	Bushings	Bibb Cock
85064	82206	72600	50' x 1/4"	74024	85515	12080	846
85065	82206	72600A	50' x 3/8"	74024	85516	67069/10049	846

# GSD, GSDX, 3100, 3200 Series

Lincoln's decorative overhead hose reel cabinets are constructed of a lightweight, durable resin. This design offers dramatically reduced installation time and ease of maintenance. The modular design eliminates reel enclosure end panels. Decorative cabinet models are dent and scratch resistant, non-conductive and non-corrosive.



## FEATURES

Complete model assemblies include

- Reel
- Inlet and delivery hoses
- Ball stop
- Delivery kit (meter, etc.)
- Individual cabinet and base assembly
- Series GSD, GSDX, 3100 and 3200 can be installed side by side—mix and match to suit your needs.
- Universal mounting bracket 85641 available. Allows installation of up to 12 different reel assemblies—open or decorative. Order separately.

## DECORATIVE REEL ASSEMBLIES

Reel Series	Reel Type	Hose Length	Cabinet	Mounting Kit (1 Reel)	Universal Mounting Kit (1-12 Reels)
GSD	Golden Standard	30'	85640	85642	85641
GSDX	Golden Standard	50'	85640	85642	85641
3100	Heavy Duty	30'	85240	85242	85641
3200	Heavy Duty	50'	85240	85242	85641

## Mounting Kit

### MODEL 85242 HEAVY DUTY REEL MOUNTING KIT

Mounts any HD Reel in an overhead reel bank.

### MODEL 85642 GOLDEN STANDARD REEL MOUNTING KIT

Mounts any Golden Standard Reel in an overhead reel bank. Includes adapter plate assembly 85345.

### MODEL 85641 UNIVERSAL MOUNTING KIT

Universal mounting kit allows installation of up to twelve reels, any series, open or decorative. Twelve reels can be installed side by side with this kit or cut to fit your reel installation needs. Includes 2 mounting struts and hardware to mount 12 reels.

## Label Kit

### MODEL 68028 PRODUCT LABEL KIT

Includes an assortment of labels for automotive fluids. Used to mark fluid type on decorative cabinet.

**SERIES GSD GOLDEN STANDARD, DECORATIVE 30 FEET**

Model	Description	Bare Reel	Delivery Hose (30')	Connecting Hose	Ball Stop	Hose End Controls	Swivel	Coupler	Nipple
<b>D6H32G</b>	Grease w/Control Valve & Swivel	6H00	75360 1/4"	75024	85515	740	81387	NA	NA
<b>D6M34C</b>	Motor Oil/Antifreeze w/Electronic Meter	6M00	73360 1/2"	73024	85517	769	NA	NA	NA
<b>D6M34D</b>	Motor Oil/Antifreeze w/Electronic Meter	6M00	73360 1/2"	73024	85517	977	NA	NA	NA
<b>D6M34M</b>	Motor Oil/Antifreeze w/Quarts Meter	6M00	73360 1/2"	73024	85517	877	NA	NA	NA
<b>D6M34E</b>	Motor Oil/Antifreeze w/Liter Meter	6M00	73360 1/2"	73024	85517	899	NA	NA	NA
<b>D6M34L</b>	Gear Oil w/Pints Meter	6M00	73360 1/2"	73024	85517	878	NA	NA	NA
<b>D6M34N</b>	Gear Oil w/Control Valve	6M00	73360 1/2"	73024	85517	780	NA	NA	NA
<b>D6M34R</b>	Gear Oil w/Control Valve	6M00	73360 1/2"	73024	85517	768	NA	NA	NA
<b>D6M34T</b>	ATF w/Quarts ATF Meter	6M00	73360 1/2"	73024	85517	883	NA	NA	NA
<b>D6L32A</b>	Air w/Air Chuck	6M00	72360 1/4"	74024	85515	66951	NA	815	11659
<b>D6L33A</b>	Air w/Air Chuck	6M00	72600A 3/8"	74024	85516	66951	NA	815	11659
<b>D6L32W</b>	Water w/Bibb Cock	6M00	72360 1/4"	74024	85515	846	NA	NA	NA
<b>D6L33W</b>	Water w/Bibb Cock	6M00	72360A 3/8"	74024	85516	846	NA	NA	NA

**SERIES GSDX GOLDEN STANDARD, DECORATIVE, 50 FEET**

Model	Description	Bare Reel	Delivery Hose (50')	Connecting Hose	Ball Stop	Hose End Controls	Swivel	Coupler	Nipple
<b>D6H52G</b>	Grease w/Control Valve & Swivel	6H00	75600 1/4"	75024	85515	740	81387	NA	NA
<b>D6M54C</b>	Motor Oil/Antifreeze w/Control Valve	6M00	73600 1/2"	73024	85517	769	NA	NA	NA
<b>D6M54D</b>	Motor Oil/Antifreeze w/Electronic Meter	6M00	73600 1/2"	73024	85517	977	NA	NA	NA
<b>D6M54M</b>	Motor Oil/Antifreeze w/Quarts Meter	6M00	73600 1/2"	73024	85517	877	NA	NA	NA
<b>D6M54E</b>	Motor Oil/Antifreeze w/Liter Meter	6M00	73600 1/2"	73024	85517	899	NA	NA	NA
<b>D6M54L</b>	Gear Oil w/Pints Meter	6M00	73600 1/2"	73024	85517	878	NA	NA	NA
<b>D6M54N</b>	Gear Oil w/Control Valve	6M00	73600 1/2"	73024	85517	780	NA	NA	NA
<b>D6M54R</b>	Gear Oil w/Control Valve	6M00	73600 1/2"	73024	85517	768	NA	NA	NA
<b>D6M54T</b>	ATF w/Quarts ATF Meter	6M00	73600 1/2"	73024	85517	883	NA	NA	NA
<b>D6L52A</b>	Air w/Air Chuck	6M00	72600 1/4"	74024	85515	66951	NA	815	11659
<b>D6L53A</b>	Air w/Air Chuck	6M00	72600A 3/8"	74024	85516	66951	NA	815	11659
<b>D6L52W</b>	Water w/Bibb Cock	6M00	72600 1/4"	74024	85515	846	NA	NA	NA
<b>D6L53W</b>	Water w/Bibb Cock	6M00	72600A 3/8"	74024	85516	846	NA	NA	NA

**SERIES 3100 HEAVY DUTY, DECORATIVE 30 FEET**

Model	Description	Bare Reel	Delivery Hose (30')	Connecting Hose	Ball Stop	Hose End Controls	Swivel	Coupler	Nipple
<b>3191</b>	Grease w/Control Valve & Swivel	82206	75360 1/4"	75024	85515	740	81387		
<b>3189</b>	Motor Oil/Antifreeze w/Electronic Meter	82206	73360 1/2"	73024	85517	977	NA	NA	NA
<b>3194</b>	Motor Oil/Antifreeze w/Quarts Meter	82206	73360 1/2"	73024	85517	877	NA	NA	NA
<b>3195</b>	Gear Oil w/Pints Meter	82206	73360 1/2"	73024	85517	878	NA	NA	NA
<b>3196</b>	Gear Oil w/Control Valve	82206	73360 1/2"	73024	85517	780	NA	NA	NA
<b>3197</b>	ATF w/Quarts ATF Meter	82206	73360 1/2"	73024	85517	883	NA	NA	NA
<b>3193</b>	Air w/Air Chuck	82206	72360 1/4"	72024	85515	66951	NA	815	11659
<b>3188</b>	Air w/Air Chuck	82206	72360A 3/8"	72024A	85516	66951	NA	815	11659
<b>3192</b>	Water w/Bibb Cock, 30' Hose	82206	72360 1/4"	72024	85515	846	NA	NA	NA

**SERIES 3200 HEAVY DUTY, DECORATIVE, 50 FEET**

Model	Description	Bare Reel	Delivery Hose (50')	Connecting Hose	Ball Stop	Hose End Controls	Swivel	Coupler	Nipple
<b>3291</b>	Grease w/Control Valve & Swivel	82206	75600 1/4"	75024	85515	740	81387	NA	NA
<b>3289</b>	Motor Oil/Antifreeze w/Electronic Meter	82206	73600 1/2"	73024	85517	977	NA	NA	NA
<b>3294</b>	Motor Oil/Antifreeze Quarts Meter	82206	73600 1/2"	73024	85517	877	NA	NA	NA
<b>3295</b>	Gear Oil w/Pints Meter	82206	73600 1/2"	73024	85517	878	NA	NA	NA
<b>3296</b>	Gear Oil w/Control Valve	82206	73600 1/2"	73024	85517	780	NA	NA	NA
<b>3297</b>	ATF w/Quarts ATF Meter	82206	73600 1/2"	73024	85517	883	NA	NA	NA
<b>3198</b>	Air w/Air Chuck	82206	72600 1/4"	72024	85515	66951	NA	815	11659
<b>3199</b>	Air w/Air Chuck	82206	72600A 3/8"	72024A	85516	66951	NA	815	11659
<b>3190</b>	Water w/Bibb Cock	82206	72600A 3/8"	72024A	85516	846	NA	NA	NA



# High Flow Reel Series

*Extra heavy duty reels for applications that require high product flow and/or longer hose such as service trucks, lube trucks, transit facilities and large fleet shops.*



84275

## MODEL 84275

Extra heavy duty dual reel sheave support base design and large hose capacity make this 1/2" (inlet/outlet) reel the ideal high pressure reel for grease, petroleum oils, air and water.



84672

## MODEL 84672

Extra heavy duty high flow design makes this 3/4" inlet/outlet reel the perfect medium pressure reel for petroleum oils, used fluid evacuation, air and water service.



84673

## MODEL 84673

Extra heavy duty dual reel sheave support base, high flow design and large hose capacity make this 3/4" inlet/outlet reel the ideal medium pressure reel for petroleum oils, used fluid evacuation, air and water service.

## MODEL 84432

Heavy duty dual reel sheave support base design and high flow swivel make this 1" inlet/outlet reel the ideal low pressure/volume reel. This reel is suitable for gasoline, diesel fuel, fuel oil, petroleum oil, used fluid evacuation, aircraft fuels, air and water.



84432

## MODEL 84121

Lincoln's super duty hose reel is designed for extra large hose capacity in applications where rugged durability is a prime requirement. High flow rate and low pressure drop provide fast fill of large vehicles. Super duty dual reel sheave support base and high flow inlet/axle design make this 1 1/4" inlet/outlet reel the ideal low pressure/high volume reel. This reel is suitable for gasoline, diesel fuel, fuel oil, petroleum oil, used fluid evacuation, aircraft fuels, air and water.



84121

## HIGH FLOW REEL SPECIFICATIONS

Model	Designation	SAE	HOSE CAPACITY Type	Length	Inlet/ Outlet NPTF	Working Pressure PSI	Sheave Width	INSTALLATION Width	Depth
84275	Extra heavy duty large capacity	100R1	78	75'	1/2"	5000	10"	13 1/8"	12 3/4"
		100R2	75/76A/76B	75'					
		100R3	73	75'					
84672	Extra heavy duty high flow	100R1	3/4"ID x 1 1/4"OD	30'	3/4"	2000	5 1/2"	9 15/16"	12 3/4"
		100R3	73	50'					
		100R6	74	50"					
84673	Large capacity	100R1	3/4"ID x 1 1/4"OD	75'	3/4"	2000	10"	14 1/2"	12 3/4"
		100R1	78	75'					
84432	Heavy duty volume	100R3	1"OD low pressure	50'	1"	300	8"	15 3/4"	24 1/4"
84121	Super duty high flow	100R3	1 1/4"OD low pressure	50'	1 1/4"	375	10"	18 3/4"	16 3/4"



# Fuel Reel Assemblies

## MODEL 84433

1" x 50' volume fuel reel assembly comes complete with spring powered reel 84432, 1" x 50' delivery hose 247926, ball stop 84257 and 1" x 2' connecting hose 247925. Order control valve/nozzle separately.

## MODEL 103012

1" x 50' super duty fuel reel comes complete with Lincoln's super duty hose reel 84121, 1" x 50' delivery hose 69798, ball stop 84257 and connecting hose 69797. Order control valve/nozzle separately.

## MODEL 102962

1 1/4" x 50' super duty fuel reel comes complete with Lincoln's super duty hose reel 84121, 1 1/4" x 50' delivery hose 69691, ball stop 84122, 1 1/4" x 2' connecting hose 69695 and 1 1/4" fuel nozzle 69690. 150 psi/WP.

## MODEL 102963

1 1/4" x 50' super duty fluid reel comes complete with Lincoln's super duty hose reel 84121, 1 1/4" x 50' delivery hose 69702, ball stop 84122, 1 1/4" x 2' connecting hose 69703, control valve 775, 1 1/4"NPT(f) x 3/4"NPT(f) bushing 251054 and 3/4"NPT(m) x 1/2"NPT(f) nipple 12106. 375 psi/WP.

## Fuel Nozzles

### MODEL 69690

Auto shut-off, 1 1/4"NPT(f) inlet, 50 PSI. Aluminum body and outlet tube.

### MODEL 69825

Same as 69690, except 1"NPT(f) inlet.

### MODEL 69824

Same as 69690 except 3/4"NPT(f) inlet.

## HIGH FLOW REEL ASSEMBLIES

Basic Reel	Bare Reel	Delivery Hose	Hose Size	Connecting Hose	Ball Stop	Control Valve
<b>84433</b>	84432	247926	1" x 50'	247925	84257	order separately
<b>103012</b>	84121	69798	1" x 50'	69797	84257	order separately
<b>102962</b>	84121	69691	1 1/4" x 50'	69695	84122	69690
<b>102963</b>	84121	69702	1 1/4" x 50'	69703	84122	775

## RECOMMENDED MOUNTING/APPLICATION

Bare Reel	Mounting	Applications
<b>84275</b>	Floor, wall, ceiling, lube truck	Grease, oils, air
<b>84672</b>	Floor, wall, ceiling, lube truck	Oils, used fluid evacuation, air, water
<b>84673</b>	Floor, wall ceiling, lube truck	Oils, used fluid evacuation, air, water
<b>84432</b>	Floor, platform, lube truck	Fuel, volume oils, used fluid evac., air, water
<b>84121</b>	Floor, platform, lube truck	Fuel, volume oils, used fluid evac., air, water

## WARNING

Reels used with hazardous fluids or fuels, hose with static grounding wire must be used. For aircraft fuels, a separate static grounding cable must be furnished by the user. Consult federal and local codes for details.



84433



103012




102962



102963

# Hose

Lincoln high, medium & low pressure hoses—every size for every application



## HIGH PRESSURE HOSE—GREASE

Model	Size	Hose Type/SAE	Inches		Thread	Max Pressure PSI (bar)	
			ID	OD		Working	Burst
75024	2'	75/100R2A	1/4	11/16	1/2"-27(f)	5000(340)	20,000(1360)
75036	3'	75/100R2A	1/4	11/16	1/2"-27(f)	5000(340)	20,000(1360)
75060	5'	75/100R2A	1/4	11/16	1/2"-27(f)	5000(340)	20,000(1360)
75084	7'	75/100R2A	1/4	11/16	1/2"-27(f)	5000(340)	20,000(1360)
75120	10'	75/100R2A	1/4	11/16	1/2"-27(f)	5000(340)	20,000(1360)
75168	14'	75/100R2A	1/4	11/16	1/2"-27(f)	5000(340)	20,000(1360)
75240	20'	75/100R2A	1/4	11/16	1/2"-27(f)	5000(340)	20,000(1360)
75360	30'	75/100R2A	1/4	11/16	1/2"-27(f)	5000(340)	20,000(1360)
75480	40'	75/100R2A	1/4	11/16	1/2"-27(f)	5000(340)	20,000(1360)
75600	50'	75/100R2A	1/4	11/16	1/2"-27(f)	5000(340)	20,000(1360)
76024B	2'	76B/100R2	3/8	27/32	1/2"NPT(f)	4000(272)	16,000(1088)
76120B	10'	76B/100R2	3/8	27/32	1/2"NPT(f)	4000(272)	16,000(1088)
76360B	30'	76B/100R2	3/8	27/32	1/2"NPT(f)	4000(272)	16,000(1088)
76480B	40'	76B/100R2	3/8	27/32	1/2"NPT(f)	4000(272)	16,000(1088)
76600B	50'	76B/100R2	3/8	27/32	1/2"NPT(f)	4000(272)	16,000(1088)
76900B	75'	76B/100R2	3/8	27/32	1/2"NPT(f)	4000(272)	16,000(1088)
76024A	2'	76B/100R2	1/2	27/32	1/2"NPT(f)	4000(272)	16,000(1088)
76480A	40'	76B/100R2	1/2	27/32	1/2"NPT(f)	4000(272)	16,000(1088)
76600A	50'	76B/100R2	1/2	27/32	1/2"NPT(f)	4000(272)	16,000(1088)

## MEDIUM PRESSURE HOSE—OIL, GEAR LUBE & ANTIFREEZE

79084	7'	79/100R1	3/8	25/32	3/8"NPT(m)	2250(153)	9000(612)
73024	2'	73/100R3	1/2	13/16	1/2"NPT(m)	1500(102)	4000(272)
73036	3'	73/100R3	1/2	13/16	1/2"NPT(m)	1500(102)	4000(272)
73060	5'	73/100R3	1/2	13/16	1/2"NPT(m)	1500(102)	4000(272)
73120	10'	73/100R3	1/2	13/16	1/2"NPT(m)	1500(102)	4000(272)
73240	20'	73/100R3	1/2	13/16	1/2"NPT(m)	1500(102)	4000(272)
73360	30'	73/100R3	1/2	13/16	1/2"NPT(m)	1500(102)	4000(272)
73480	40'	73/100R3	1/2	13/16	1/2"NPT(m)	1500(102)	4000(272)
73600	50'	73/100R3	1/2	13/16	1/2"NPT(m)	1500(102)	4000(272)
73900	75'	73/100R3	1/2	13/16	1/2"NPT(m)	1500(102)	4000(272)
78600	50'	78/100R1	5/8	11/32	1/2"NPT(m)	1500(102)	6000(408)
1230060	5'	1230/100R2	3/4	11/4	3/4"NPT(m)	2250(153)	9000(612)
1230084	7'	1230/100R2	3/4	11/4	3/4"NPT(m)	2250(153)	9000(612)
1230120	10'	1230/100R2	3/4	11/4	3/4"NPT(m)	2250(153)	9000(612)
1625060	5'	1625/100R2	1	19/16	1"NPT(m)	2000(136)	8000(544)
1625084	7'	1625/100R2	1	19/16	1"NPT(m)	2000(136)	8000(544)
1625120	10'	1625/100R2	1	19/16	1"NPT(m)	2000(136)	8000(544)

# Hose Accessories

## Ball Stops

Lincoln Ball Stops are used to cushion and stop hose retraction.



Model	Description	Hose Type	OD
85515	Adjustable	72	5/8"
85516	Adjustable	72A & 74	11/16" – 23/32"
85517	Adjustable	73, 74, 76A & 76B	27/32" – 31/32"
84347	Adjustable	78	11/32"
84122	Adjustable	NA	13/4" – 17/8"
84257	Adjustable	NA	11/2" – 15/8"

**LOW PRESSURE HOSE—AIR & WATER**

Model	Size	Hose Type/SAE	Inches		Thread	Max Pressure PSI (bar)	
			ID	OD		Working	Burst
72024	2'	72/100R6	1/4	5/8	1/4"NPT(m)	250(17.01)	1250(85.03)
72036	3'	72/100R6	1/4	5/8	1/4"NPT(m)	250(17.01)	1250(85.03)
72060	5'	72/100R6	1/4	5/8	1/4"NPT(m)	250(17.01)	1250(85.03)
72120	10'	72/100R6	1/4	5/8	1/4"NPT(m)	250(17.01)	1250(85.03)
72240	20'	72/100R6	1/4	5/8	1/4"NPT(m)	250(17.01)	1250(85.03)
72360	30'	72/100R6	1/4	5/8	1/4"NPT(m)	250(17.01)	1250(85.03)
72480	40'	72/100R6	1/4	5/8	1/4"NPT(m)	250(17.01)	1250(85.03)
72600	50'	72/100R6	1/4	5/8	1/4"NPT(m)	250(17.01)	1250(85.03)
72024A	2'	72A/100R6	3/8	23/32	3/8"NPT(m)	250(17.01)	1250(85.03)
72060A	5'	72A/100R6	3/8	23/32	3/8"NPT(m)	250(17.01)	1250(85.03)
72240A	20'	72A/100R6	3/8	23/32	3/8"NPT(m)	250(17.01)	1250(85.03)
72360A	30'	72A/100R6	3/8	23/32	3/8"NPT(m)	250(17.01)	1250(85.03)
72480A	40'	72A/100R6	3/8	23/32	3/8"NPT(m)	250(17.01)	1250(85.03)
72600A	50'	72A/100R6	3/8	23/32	3/8"NPT(m)	250(17.01)	1250(85.03)
74024	2'	74/100R6	1/2	27/32	1/2"NPT(m)	200(13.61)	800(54.42)
74036	3'	74/100R6	1/2	27/32	1/2"NPT(m)	200(13.61)	800(54.42)
74060	5'	74/100R6	1/2	27/32	1/2"NPT(m)	200(13.61)	800(54.42)
74360	30'	74/100R6	1/2	27/32	1/2"NPT(m)	200(13.61)	800(54.42)
74480	40'	74/100R6	1/2	27/32	1/2"NPT(m)	200(13.61)	800(54.42)
74600	50'	74/100R6	1/2	27/32	1/2"NPT(m)	200(13.61)	800(54.42)

**Lincoln High Pressure Replacement Hose****CROSS REFERENCE**

Model	Original Threads	Replacement
Alemite	1/2"-27(f) x 1/2"-27(f)	Any Type 75 Hose
Aro	1/8" NPT(m) x 1/8" NPT(f)	Any Type 75 Hose, 10199 Nipple, 10200 Bushing
Balcrank	1/2"-27(f) x 1/2"-27(f)	Any Type 75 Hose
Graco	1/4" NPT(m) x 1/4" NPT(m)	Any Type 75 Hose, Two (2) 10198 Bushing

For information  
on shut-off valves,  
see page 81.

# Hose Accessories

**Nipples, Couplers & Bushings for Lincoln 75 Grease Hose****NIPPLES**


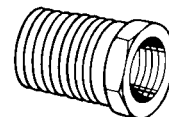
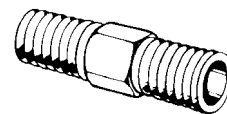
Model	Thread
10198	1/4" NPT(m) x 1/2"-27(m)
10199	1/8" NPT(m) x 1/2"-27(m)
10202	1/2"-27 NPT(m) x 1/2"-27(m)
12957	1/2" NPT(m) x 1/2"-27(m)

**REDUCING COUPLINGS**

11852	1/8" NPT(f) x 1/2"-27(f)
10522	1/4" NPT(f) x 1/2"-27(f)

**BUSHINGS**

10200	1/8" NPT(f) x 1/2"-27(m)
10204	1/4" NPT(f) x 1/2"-27(m)
12287	1/2"-27(f) x 1/2" NPT(m)



# Control Valves & Accessories

*Lincoln control valves, meters and accessories provide the durability and precision you need for your lubrication systems.*

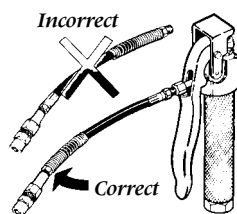


740

## WARNING

Whip Hoses Models  
3028, 3029, 3033, 3034,  
5812, 5818, 5861, 81725,  
81726, 81795

*Install as shown.*



## WARNING

For safe and proper use, always consult instructions accompanying product. See page 99 for appropriate warnings.

## MODEL 740 HEAVY DUTY HIGH-PRESSURE

- 7500 psi maximum operating pressure
- Precision-machined, all steel handle, body and guard bracket provides durability and longevity
- Unique, precision control inlet check valve provides ease of handle operation even with increase in pressure
- Knurled handle for positive grip
- Handy trigger guard prevents pinching
- Reversible inlet check seat and hydraulic jaws provide double life
- Balanced design reduces user fatigue
- Lubricant inlet 1/4" NPT(f); outlet 1/8" NPT(f)
- Easily repaired for extended life

## MODEL 3050 VOLUME HIGH-PRESSURE

Same as 740 except with 3/8" NPT(f) lubricant inlet for use with Lincoln volume high pressure swivels and hose.

## MODEL 82157 REPAIR PARTS KIT

For control valves 740 and 3050.

## HIGH PRESSURE GREASE CONTROL VALVE

Model	Description	Thread Size	Extension	Coupler
740	Heavy Duty	1/4" NPT(f)	Rigid Tube	5845
3050	Volume	3/8" NPT(f)	Rigid Tube	5845

*For complete shut-off valve information, see page 79.*

*For Whip Hose Assembly information, see page 86.*

## Swivels

### VOLUME HIGH PRESSURE SWIVELS

Model	Description	Thread Size
81728	Straight	1/2" NPT(m) x 3/8" NPT(m)
82071	Straight	1/2"-27 (m) x 1/2" NPT(m)
82072	Straight	1/2" NPT(m) x 1/2" NPT(m)
82087	90° Angle	1/2" NPT(m) x 1/2" NPT(m)
81729	Universal	1/2" NPT(m) x 3/8" NPT(m)
82073	Universal	1/2" NPT(m) x 1/2" NPT(m)

### MODEL 82158 REPAIR KIT

Repair Parts Kit for 81387 standard universal swivel.



81974

82399

81387

### HIGH PRESSURE SWIVELS

Model	Description	Thread Size
*81606	Straight	1/8" NPT(f) x 1/8" NPT(m)
*81703	Straight	1/8" NPT(m) x 1/8" NPT(m)
82080	Straight	1/2"-27 (m) x 1/2"-27 (m)
82399	Straight	1/2"-27 (m) x 1/4" NPT(m)
81386	90° Angle	1/2"-27 (m) x 1/8" NPT(m)
81723	90° Angle	1/8" NPT(m) x 1/8" NPT(f)
81974	90° Angle	1/2"-27 (m) x 1/4" NPT(m)
82251	90° Angle	1/8" NPT(m) x 1/8" NPT(m)
81387	Universal	1/2"-27 (m) x 1/4" NPT(m)
82252	Universal	1/8" NPT(m) x 1/8" NPT(m)
82677	Universal	1/2"-27 (m) x 1/8" NPT(m)
83594	Universal	1/4" NPT(m) x 1/4" NPT(m)
83938	Straight	1/4" NPT(m) x 1/4" NPT(m)

*\*Whip Hose only; max. pressure 4500psi*

# Control Valves

## Heavy Duty Fluid Control Valves

These new fluid control valves provide all the benefits of the latest design technology, and offer all the features and components for a low-cost solution for your fluid dispensing needs.

- Rugged aluminum construction
- Dispenses all automotive fluids: motor oils, gear oils, transmission fluid and antifreeze
- All indoor and outdoor applications

### MODEL 758—NEW

Includes 260381 rigid extension. Inlet/outlet 1/2" NPT(f). Can be locked in open position for continuous dispensing. Trigger guard prevents accidental dispensing.

### MODEL 758F—NEW

Same as 758 except with 260380 flexible extension.

## Heavy Duty Volume

### MODEL 774

Includes 82906 shut-off valve and 242503 pipe extension and 93550 automatic nozzle.

### MODEL 775

Includes 82906 shut-off valve and 82932 rigid extension nozzle.

### MODEL 776

Includes 82906 shut-off valve and 73012 flexible hose and 91392 non-drip nozzle with manual shut-off.

## OIL CONTROL VALVES


Model	Description	Inlet Thread Size	Extension	Nozzle
758	STD Volume	1/2 NPT(f)	Rigid Assembly	260381
758F	STD Volume	1/2 NPT(f)	Flex Assembly	260380
774	HD Volume	1/2 NPT(f)	Rigid Pipe	93550
775	HD Volume	1/2 NPT(f)	Rigid Pipe	82932
776	HD Volume	1/2 NPT(f)	Flex Hose	91392

### MODEL 66584 STRAINER

For use with 775, 776, 82906. #30 mesh, 9/16" OD.

## WARNING

For safe and proper use, always consult instructions accompanying product. See page 106 for appropriate warnings.



66584



# Metering Control Valves

## Electronic Lube Meters

### FEATURES

- Dispense motor oil, ATF, and gear lube
- One model can dispense pints, quarts, liters or gallons
- Automatic non-drip nozzle
- Narrow nozzle fits into small I.D. ATF fill tubes
- Easy to read digital display for accurate bulk dispensing
- .01 increment readout for precise measurement
- Includes inline swivel, rigid extension, automatic non-drip nozzle and inline containment filter
- Two year limited warranty.

### ELECTRONIC LUBE METERS

Totalizing liters or gallons. 1/2" NPT(f).

Model	Lock-On/Lock-Open	Extension	PSI	GPM
946	Rigid w/ 93550 nozzle	No	1500	4.0
967	Flexible w/ 84799 nozzle	Yes	1500	4.0
977	Rigid/45°swivel/Auto nozzle	Yes	1015	5.0*
978**	Rigid/45°swivel/Auto nozzle	Yes	1015	5.0*

\*7.9 GPM without nondrip nozzle.

\*\* model 978 offers preset mode

### DIGITAL MECHANICAL LUBE METERS—NEW

New value-priced control valves include large digital display, shroud protector and trigger guard. 1/2" NPT(f) inlet swivel. Flexible manual nozzle or rigid auto nozzle extensions.

Model	Measure	Extension	PSI	GPM
957	quarts	Rigid w/ auto nozzle	1000	50
956F	pints	Flexible w/ manual nozzle	1000	50
957F	quarts	Flexible w/ manual nozzle	1000	50
958F	gallons	Flexible w/ manual nozzle	1000	50
959F	liters	Flexible w/ manual nozzle	1000	50

### MECHANICAL LUBE METERS

Totalizing meters. 3 1/2" diameter, inlet/outlet 1/2" NPT(f).

Model	Dial Totals	Graduation	Extension	PSI	GPM
<b>Oils, ATF and Antifreeze</b>					
867*	16 gallons	1/16 gallon	10" flex w/ 84799	1000	4.0
876*	16 quarts	1/4 quart	4" rigid w/ 93550	1000	4.0
877*	16 quarts	1/4 quart	10" flex w/ 84799	1000	4.0
883*	16 quarts	1/4 quart	20" flex w/ 84799	1000	4.0
68410	16 quarts	1/4 quart	None	1000	4.0
899*	10 liters	1/10 liter	10" flex w/ 84799	1000	4.0
<b>Gear Lube</b>					
878	8 pints	1/16 gallon	7" rigid w/ nozzle	1000	4.0
881	10 liters	1/4 quart	7" rigid w/ nozzle	1000	4.0
<b>Pre-set Countdown for Oils, ATF and Antifreeze</b>					
3866*	16 quarts/10 liters	1/16 gallon	Rigid w/ 93550	1000	4.0
3867*	60 quarts	1/4 quart	Rigid w/ 93550	1000	4.0
3868*	60 gallons	1/4 quart	Rigid w/ 93550	1000	4.0
3942*	60 liters	1/10 liter	Rigid w/ 93550	1000	4.0

\*Includes 90464 swivel.



# Accessories

## Non-Drip Nozzles & Assemblies

### MODEL 93547 NOZZLE

1/4" NPT(F) inlet automatic non-drip nozzle with manual closure feature.

### MODEL 93548 NOZZLE

Same as 93547 with 1/2" NPT(m) inlet.

### MODEL 84799 NOZZLE

Packaged version of 93547.

### MODEL 85799 NOZZLE

Same as 84799 with 1/2" NPT (f) inlet.

### MODEL 93550 NOZZLE—NEW

1/2" NPT(f), fully automatic nozzle.

### MODEL 91392 NOZZLE

1/2" NPT(f), features manual shut-off.

### MODEL 82258 ASSEMBLY

1/2" x 1/4" NPT(m), hose 91241 and nozzle 93547.

### MODEL 82415 ASSEMBLY

Same as 82258 but with 20" hose. Included with 883 meter.

## Electronic Meter Accessories

### MODEL 260379

Rigid extension outlet with patented 45° swivel for versatile fluid dispensing.

### MODEL 260380

Flexible extension with non-drip valve for fluid dispensing in hard to reach areas.

### MODEL 260381

Rigid extension with non-drip valve.

### COLORED SWIVEL GUARDS

Attach these flexible swivel guards to separate meters to differentiate between fluids. Available in red, black, blue, yellow and green.

## Meter Accessories

### MODEL 242911 SHROUD PROTECTOR

Universal shock protector for all 3 1/2" diameter Lincoln electronic lube meters (page 54). Heavy-duty rubber cover fits easily over meter face. Order as separate accessory.

### MODEL 90464 SWIVEL

Straight oil meter swivel, 1/2" NPT(m) x 1/2" NPT(f).



85799



82258




260379



260380



260381



260374—Red

260375—Black

260376—Blue

260377—Yellow

260378—Green




90464



242911

# Inline/Volume Meters



### MODEL 961 HIGH VOLUME GALLONS

U.L. approved for gasoline and diesel fuels. Meters light-weight petroleum-base products by pump or gravity flow. Volume flow of 3 to 38 g.p.m. Calibrated in U.S. gallons; 1/10 gallon graduations. Straight readout to 999.9 gallons; reset knob on meter body. Non-reset totalizer on meter face. 50 psi max. pressure. 6 1/4" h, 7 1/8" w; 5 1/2 lbs. 1" NPT(f) inlet/outlet.

*NOTE: For consumer use only. Not intended for measurement where resale is contemplated.*



### MODEL 964 LITERS

Same as 961, except meter is calibrated in liters. Straight readout to 999.9 liters. Maximum working pressure: 3.5 kilograms per square centimeter.



### MODEL 962 VOLUME GALLONS

For oils and ATF up to SAE 40 weight. Calibrated in U.S. gallons; 1/10 gallon graduations. Straight readout to 999.9 gallons; reset knob on meter body. Non-reset totalizer on 6" diameter dial face. 1000 psi max. pressure. 1" NPT(f) inlet/outlet.

*NOTE: For consumer use only. Not intended for measurement where resale is contemplated.*



### MODEL 963 LITERS

Same as 962, except meter is calibrated in liters.



### MODEL 8000 GALLONS

Positive displacement type 5 1/2" diameter calibrated in U.S. gallons with gallon totalizer. For oils, gear lube and ATF. Bracket mounts on the hose reel guide arm. Dial can be reset to zero, but cannot be moved forward except by pumping though meter. Total measure on dial is one gallon. 1/2" NPT(f) inlet and outlet.



### MODEL 8002 LITERS

Calibrated and totalized in liters. Total measure on dial is four liters.



### MODEL 849 PINTS

Calibrated in pints; totalizes in U.S. gallons. Total measure on dial is eight pints.



### MODEL 870 PINTS

Dial diameter 3 1/2"; inlet 1/2" NPT(f). 1000 psi maximum working pressure.



### MODEL 871 QUARTS

Calibrated and totalizes in quarts. Total measure on dial is 4 quarts.



### MODEL 873 LITERS

Calibrated and totalizes in liters. Total measure on dial is 10 liters.



### MODEL 857—NEW

Calibrated in quarts. Large electronic display to 999.9.



### MODEL 2870 PINTS

Calibrated in pints. Total on dial is 8 pints.



### MODEL 2873 LITERS

Calibrated in liters. Total on dial is 4 liters.

### INLINE LUBE METERS

Model	Totalizing	Totals	Graduation	Max. PSI
849	Yes	8 pints	1/4 pint	1000
857	Yes	999.9 qt.	.05 quart	1000
870	Yes	8 pints	1/4 pint	1000
871	Yes	4 quarts	1/4 quart	1000
873	Yes	10 liters	1/10 liter	1000
961	Yes	999.9 gal.	1/10 gallon	50
962	Yes	999.9 gal.	1/4 pint	1000
963	Yes	999.9 ltr.	1/10 liters	1000
964	Yes	999.9 ltr.	1/10 liters	50
2870	No	8 pints	1/4 pint	1000
2873	No	4 liters	1/10 liter	1000
8000	Yes	1 gallon	1/4 pint	1000
8002	Yes	4 liters	1/4 quart	1000

For meter mounting brackets see page 78.

# Air & Water Controls

## Blow Guns

### MODEL 840

- Handy thumb-button design provides ease of operation
- Brass stem and synthetic packaging for service life
- Addition of air nipple permits quick connect or disconnect
- Inlet 1/4" NPT(f); outlet 7/64" diameter

### MODEL 950

- Same as 840, except with air restricter
- Nozzle inlet pressure 30 psi maximum complies with Federal Safety Regulation 50-204.8 and OSHA 1910 242.B.

### MODEL 960

- Light-weight cast aluminum pistol grip
- Inlet 1/4" NPT(f); outlet 7/64" diameter; height 5 3/4"
- Nozzle inlet pressure 30 psi maximum complies with Federal Safety Regulation 50-204.8 and OSHA 1910 242.B.

### MODEL 940

- Same as 960 less air restricter
- When used for large cleaning requirement or chip cleaning, regulated air pressure must not exceed Federal recommended maximum.

## Adjustable Pocket Blow Guns

### MODEL 5981 AUTOMOTIVE STYLE

### MODEL 5982 LINCOLN STYLE

- Built-in quick-coupler nipple; 1/4" coupler connection
- Twist turn off and on
- Standard safety by-pass

### MODEL 5990 RUBBER TIP FOR BLOW GUNS

- Rubber tip will not scratch surfaces.
- Fits 840, 940 and 5980 blow guns, as well as many competitive models.
- 1/8" NPT(m) threads.

## Air & Water Accessories

### MODEL 846 WATER BIBB COCK

For attaching to water service hose.

- 1/4" NPT(f) inlet.
- Thumb-action trigger. Built-in strainer filters out contaminants.

### MODEL 845 WATER BIBB COCK

Same as 846 except inlet 3/4"-1 1/2" AN connects to standard lawn hose.

### AIR/WATER ACCESSORIES

Model	Description	Style
815	1/4" (f) Air Coupler	Lincoln "Long Stem"
845	Inlet 3/4" -1 1/2" AN	Connects to standard lawn hose
846	1/4" (f) Water Bibb Cock	Low pressure water
11659	1/4" (m) Air Nipple	Lincoln "Long Stem"
66951	1/4" (f) Tire Chuck	Standard tire chuck

For other air nipples & couplers see page 96-97



840



960



5981



5982



5990




846



815




66951



11659



# Lube Dispensing



## Fast Oil Change Lube Dispensing Stations... Made Easy!

### MODEL 4000

The clean, efficient design is perfect for the modern fast oil change facility with ample space provided for your corporate identity.

The Lincoln lubricant dispensing console's sturdy steel construction stands up to the use and abuse encountered in a busy fast oil change facility. A handy compartment with shelving is available beneath the write-up area for additional storage, or, remove the write-up desktop to create a perfect "in-the-bays" computer stand. Also included is a sturdy hanger bracket to coil your vacuum hose when not in use.

### SPECIFICATIONS

Dimensions	Capacity
30 <sup>1</sup> / <sub>2</sub> "L x 24"W x 52"H	6 products

*Hoses, meters, control valves and ball stops (required for non-metered products only) are available separately.*



### MODEL 4030

This inline design, 6 product console is compact—the perfect dispensing station for “between the bays” installations which allows servicing of two vehicles from one location. Heavy-duty welded lower cabinet construction is finished in safety red. Metering control valves rest on top of the console in the meter cradle, eliminating the need for ball stops on oil products. Air or water hoses rest in small O.D. hose brackets which require a ball stop. Hoses gravity feed through the floor into the fast oil change basement or pit area.

The inline console includes composite hose guide plates and a composite meter cradle which:

- Are constructed of self-lubricating composite material—hoses glide over easily
- Replaces rollers—no rollers are needed
- Does not require maintenance
- Two small OD hose brackets are included with each 4030 console

### SPECIFICATIONS

Dimensions	Capacity
42"L x 12 <sup>5</sup> / <sub>8</sub> "W x 36"H	6 products

*Hoses, meters, control valves and ball stops (required for non-metered products only) are available separately.*



# Lube Dispensing

## Oil Bar Assembly

### MODEL 84959

Includes single delivery spigot for dispensing motor oil, ATF and other fluids. Base unit may be expanded two additional positions by adding spigot kits, meters or other accessories. Removable tray for disposal of spillage; 14 gauge steel.

### MODEL 84957 OIL BAR SPIGOT KIT

To add products to base model 84959, order one spigot kit for each additional product to be dispensed. Includes hardware and 84956 bulkhead fitting kit.

### MODEL 84956 BULKHEAD FITTING KIT

For running 1/2" I.D. oil lines through metal bulkhead. Inlet/outlet 1/2" NPT(f) x 1 - 12" UNF outside thread.

## Oil Spigots

### MODEL 84950

Spring-loaded oil spigot is used with oil pumps to dispense fluids into oil crankcase fill cans. 1/2" NPT(m).



84959

84950

# Fluid Inventory Control

## *Deluxe Fluid Inventory Control System*

### **MODEL 85560**

Accurate inventory control of petroleum products for:

- New car dealerships
- Fleet maintenance shops
- Heavy equipment garages
- Other multi-bay service depots

Use the Lincoln Model 85560 to accurately inventory:

- Engine oil
- Transmission fluid
- Differential fluid
- Engine coolant
- Other petroleum products

### **FEATURES**

- Inventory control of one product to twelve stations, two products to six stations, or three products to four stations
- Can stack up to twelve transactions.
- Low cost installation using 24 volt A.C. system wiring
- On screen operation instructions for preset or manual dispenses
- User-friendly operation with a battery backed-up memory of 820 unprinted transactions
- Environmentally sealed membrane type keypad and durable metal cabinet which protects internal circuitry from oily hands
- Lighted emergency stop button
- Dual security locks
- Includes 3.5" floppy disk to be loaded into user's PC; creates an MS-DOS data file to store and manipulate transaction data



## *Standard Fluid Inventory Control System*

### **MODEL 85540**

Accurate inventory control of petroleum products for:

- New car dealerships
- Fleet maintenance shop
- Heavy equipment garages
- Other multi-bay depots

Use the Lincoln Model 85540 to accurately inventory:

- Engine oil
- Transmission fluid
- Differential fluid
- Engine coolant
- Other petroleum products

### **FEATURES**

- Inventory control: complete control of two fluids to six stations from one console
- Installation savings: low cost 24 volt A.C. wiring
- Two security levels: prevents unauthorized use of system and access to transaction records

# System Components

## MODEL 85561 TICKET PRINTER

Optional ticket printer reports the following information on a separate receipt for each transaction **(for use with deluxe F.I.C. system 85560)**:

- Transaction number
- Station
- Ticket number
- Fluid
- Date & time
- Volume dispensed (quantity)

*\*Installer to supply console to printer cable (DB-9(f) to DB-25(m) to suit installation)*

## PULSE METERS

Available in four (4) standard units of measure and two universal. One required for each product dispensed. Choose the meter that fits your product needs:

Model	Units	Inlet/Outlet	Rating, PSI
<b>84457</b>	US Pints	1/2" NPT(f)	1000
<b>84458</b>	US Quarts	1/2" NPT(f)	1000
<b>84459</b>	US Gallons	1/2" NPT(f)	1000
<b>84460</b>	Liters	1/2" NPT(f)	1000
<b>85544</b>	Universal (pints/quarts/gallons/liters)	1/2" NPT(f)	1500
<b>85545*</b>	Universal (pints/quarts/gallons/liters)	1/2" NPT(f)	1000

\*Coming soon

## MODEL 69624 AIR SOLENOID

Normally closed air solenoid opens to activate the air operated pump. One air solenoid valve is recommended for each fluid to be dispensed. 3/8" NPT(f) inlet and outlet. 24 VAC.

## MODEL 83929 READY LIGHT

Indicates when material is ready to be delivered. Light automatically turns off when full measure selected at controller has been delivered. 24 VAC. One light needed for each dispensing station.

## MODEL 69629 FLUID SOLENOID

Normally closed fluid solenoid opens to allow fluid flow through dispense location (reel, oil bar, dispense valve, etc.) One solenoid is required per product for each dispense location inventoried. Fluid pressure should not exceed 750 PSI. 3/8" NPT(f) inlet and outlet. 24 VAC.

## MODEL 84004 LUBRICANT FILTER

Lubricant filter (optionally mounted at dispense location) maintains peak performance of fluid solenoids and assists in reaching vehicle manufacturer's specifications regarding fluid purity. Contains replaceable 140 micron stainless steel filter element 69524. 1/2" NPT(m) inlet and outlet with 1 3/8" hex steel body.

## Typical System Bill of Materials

### TWO OIL PRODUCTS TO THREE STATIONS EACH

Controller	Air Solenoid	Pulse Meter	Fluid Solenoids & Ready Lights	Lubricant Filter (optional)
<b>85560</b>	Two	Two (2) 85544	Six	Six
or	(2)	or	69629 and	(6)
<b>85540</b>	69624	pulse meter*	83929	84004

\* Order pulse meter in unit of measure to match product dispensed



85561



84458



85545



69624



83929



69629



84004

# Portable Oil Drains

*Choose the fluid handling equipment that fits your needs.*



613

**Traditional Drain:** the traditional method for handling used fluids allows gravity to drain fluids from vehicle(s) into a portable or mobile fluid drain and then gravity allowing those fluids to drain into a used fluid storage tank.

**Drain & Evacuate:** instead of gravity draining fluids into a storage tank, fluids are evacuated from the fluid drain into the tank with a suction pump system.

## Standard Oil Drains

### MODEL 613

Used with 16 gallon (120 lb.) open-top drum (66493 drum not included). Convenient float gauge shows when drum is full. Includes 17" square rolling base 80895 with 2 1/2" ball bearing caster wheels. 14" drain bowl 82786 is adjustable from 42 3/4" to 70".

Order suction pick-up tube and fluid nipple Kit 247748 for easy evacuation through drum cover using a used oil evacuation pump. Order evacuation pump 4100 and fluid coupler 244391 separately.



3644

### MODEL 3644

Used with 16 gallon (120 lb.) open-top drum. (66493 drum not included). Float gauge shows when drum is full. Includes 17" square rolling base 80895 with 2 1/2" caster wheels. 20" diameter drain bowl 3609 is adjustable from 42 3/4" to 70".

## Pedestal-Style Oil Drain

### MODEL 3605

Lightweight, easy to position and maneuver. Latch trigger automatically locks drain bowl at any height. Reversible for double life! Bowl cover lid hinged for splash guard extends to catch oil flowing from hard to reach drain plugs. Spring actuated valve in drain bowl to prevent leakage. Includes 82460 drain adapter bushing for draining bowl. Includes large 13 1/2", 4 1/2 gallon bowl assembly 83386.



3605

## Truck Oil Drain

### MODEL 84714 20 GALLON CART

Ideal oil drain for RV, truck, heavy equipment maintenance and repair. Low profile, large 20 gallon capacity cart. 42" T-handle for easy cart positioning. Used oil transfer by either gravity or suction evacuation. Order drain valve or suction evacuation pump and fluid couplings separately. Two stationary rear wheels and one front wheel caster with grab handle for ease of under vehicle positioning. Metal grating, two baffles and continuous side splash guards to prevent oil spillage during vehicle draining and cart movement. Maximum height is 8.65".



84714

# Portable Fluid Recovery

## Handling / Recovery / Accessories

*Drain & Pressurize:* this new concept in used fluid handling employs the benefits of the drain & evacuate system without an evacuation pump—the fluid drain is pressurized to evacuate the used fluid.

### Pressurized Evacuation Drains

#### MODEL 3613 18 GALLON TANK

14" bowl 82786 is adjustable with lock screw from 48" to 76". Standard shop air pressure evacuates used oil into used oil storage tank. Preset/non-adjustable regulator prevents over pressurization. Preset pop-off valve for additional safety. Rugged steel construction with large wheels and casters. Permanent hose assembly acts as sight gauge to prevent overfilling.

#### MODEL 3643 18 GALLON TANK

Same as 3613 but with 20" diameter bowl 3608.

### Antifreeze Recovery

#### MODEL 3653 18 GALLON TANK

Same as 3643 except painted bright green to help keep used antifreeze separate from other used fluids.

### Closed-Loop Pressurized Evacuation Drains

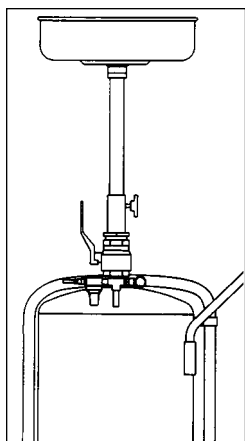
*Drain & Pressurize (Closed-loop):* the newest Lincoln used fluid handling concept takes the standard drain and pressurized system to a new level by eliminating used fluid spills while evacuating the mobile drain unit.

#### MODEL 3633 18 GALLON TANK

Includes all 3613 features. Standard shop air pressure evacuates used oil into used oil storage tank through a dry seal fluid coupler. This closed-loop system provides extra assurance against spillage. Order fluid coupler 244390 and transfer hose separately to suit installation or order standard evacuation hose kit 4106.

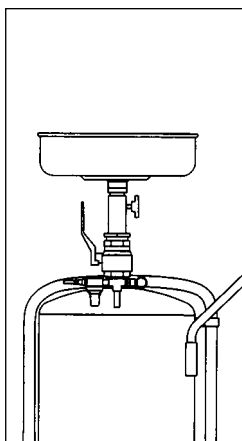
#### MODEL 4106 EVACUATION HOSE KIT

Use with 3633 to evacuate used fluid receiver. Includes 244390 3/4" fluid coupler and 5' hose 250567. Attaches to bulk used fluid tank for a closed-loop system.



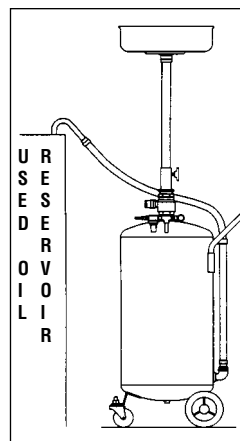
#### To Drain Oil

With valve fully open, (valve handle in verticle position), raise drain bowl to desired height and lock in place. Drain oil into bowl/tank assembly.



#### To Transport Tank

With valve fully open, (valve handle in verticle position), lower drain bowl to desired height. Always use the tank handle to transport the tank assembly.




#### To Evacuate Oil

Raise drain bowl and lock in place (valve handle in horizontal position) and place nozzle securely into collection reservoir. Connect air inlet nipple and discharge oil. Disconnect air supply when oil is no longer discharging into reservoir.



# Suction & Accessories



615

## Suction Guns

### MODEL 615

Holds up to 18 ounces of fluid. Flexible nozzle for transmission, differential or oil filter service. Precision follower fitted to barrel for superior suction and is impervious to oil, grease and water. Finished in rust-resistant, powder coated blue paint.



3608

## Drain Bowls

### MODEL 3608

Large 20" bowl used on 3643 or to update an existing 3613 to a 20" drain bowl.



82786

### MODEL 3609

Large 20" bowl used on 3644 or to update an existing 613, 624, 3604 or 3607 to a 20" drain bowl.



83386

### MODEL 91197

Standard 14" bowl used on 613, 3604 and 3613 used oil drains.

### MODEL 82786

Same as 91197 but includes lid.



3610

### MODEL 83386

Standard 13 1/2" bowl used on 3605 used oil drains. Large 4 1/2 gallon capacity.

## Funnel & Drain Adapters

### MODEL 3610

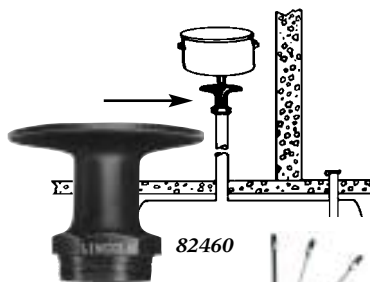
24 1/2" diameter. Use when larger draining area is required. 3610 molded plastic drain pan rests securely on top of used oil drains. Can be used with pedestal or portable drain devices with 6" or larger drain

### MODEL 70526 DRAIN SPIGOT

Used fluid drain valve for use with 613 and 3604. 1/2" NPT(m) connection.

### MODEL 82460 DRAIN ADAPTER

Used with 3605 to drain bowl. When bowl is set into drain adapter bushing a pin automatically releases spring loaded valve. Adapter bushing assembles to a 2" NPT used oil tank stand pipe or screws directly into a 2" 55 gallon drum opening.



82460

## Air Operated Fluid Evacuation System

### MODEL 84790

This versatile system works for oil changes in transmissions, differentials and transfer cases, for coolant removal, and on marine and industrial equipment. Ideal for engines with tough to reach drain plugs. Contains variety of suction probes for maximum flexibility. Universal draining console for handy wall, floor or drum mounting.

84790



### SPECIFICATIONS

Working Pressure	80-175 PSI (5.5-12 bar)
Air Compression	7.4 CFM (210 L/min)
Canister Volume	1.85 gal (7L)
Weight	12 lb (6.35 kg)
Air Line Connection	1/4" (f) pipe thread

### WAND SPECIFICATIONS

Wand	Type	Dimensions
237638	Flexible	3/16" x 31"
237639	Flexible	1/4" x 31"
237640	Flexible	5/16" x 31"
237641	Bendable	5/16" x 25"
238951	Bendable	1/2" x 25"
238961*	Flexible	1/4" x 40"
238967*	Flexible	5/16" x 60"

\*Optional

# Accessories & Kits

## Evacuation Coupler & Nipple Kit

### MODEL 237105 SUCTION HOSE

For use in high volume transfer and evacuation systems, 1" NPT(m) threads x 7'.

### MODEL 247748 SUCTION KIT

Used with standard 613 or 3604 to update to 624 or 3607 (respectively). Complete with suction tube, drum cover bushing and fluid nipple.

*NOTE: Older mobile used fluid units may require drum cover modification.*

## Fluid Couplers & Nipples

### MODEL 241408 COUPLER

### MODEL 241409 NIPPLE

For use in high volume transfer applications, both models have 1" NPT(f) threads.

### MODEL 244390 COUPLER

### MODEL 244391 NIPPLE

For use in volume transfer and evacuation systems, both models have 3/4" NPT(f) threads.

## Coupler & Nipple Kit

### MODEL 68887

Includes 68887-1 plug and 68887-2 socket. Automatically seals off both ends of lubricant or hydraulic line. When coupled, unit will withstand pressures to 10,000 psig. Plug and socket 1/2" NPT(f).

## Drum / Base / Dollys

### MODEL 66493 120 LB. DRUM

16 gallon (120 lb.) drum with 3/4" NPT(f) threaded hole near bottom/side of drum for drain valve or spigot (70526 – sold separately.)

### MODEL 80895 BASE

Standard rollaround caster base used on 613, 624 and 3644. For use with 16 gallon (120 lb.) refinery containers. Complete with four swivel casters and drum clamps.

### MODEL 84192 BAND DOLLY

For use with 16 gallon (120 lb.) refinery containers. Complete with four swivel casters and drum band clamp. Maximum O.D. is 14"

### MODEL 84377 BAND DOLLY

For use with 55 gallon (400 lb.) refinery containers. Complete with four hard rubber 2 1/2" x 1" swivel casters and "X" bracket base.



# Fluid Evacuation & Disposal

Don't waste valuable time waiting on gravity to empty waste oil drains. Lincoln installed systems provide the fast, profitable, safe way to get rid of waste oils and other fluids when gravity draining is not possible or practical. Quickly pump out fluids from rolling drain pans, portable oil drains, differentials and transaxles.

## Basic Fluid Evacuation Pumping System

Lincoln's Basic Fluid Evacuation and Disposal System features a 1" U.L. Listed corrosion-resistant aluminum double-diaphragm pump that creates a powerful suction to drain used fluids quickly, and transfers them through a completely enclosed system to any type of remote storage tank. Provides clean, safe disposal of waste fluids with no drips, no spills. Pump is air-operated and can be easily mounted on any convenient wall surface. One basic system can serve multiple bays with the addition of hardware.



4100

### MODEL 4100

Includes rugged, heavy-duty, 1" U.L. Listed air-operated double diaphragm self-priming pump 84811, 1" x 5' fluid hose 237105, 3' air hose 72036, airline filter 600104, lubricator 600204, regulator 600004, 3/4" x 5' fluid inlet hose 68620 and other air couplings for easy outlet installation.



4105

### MODEL 4105 PORTABLE DRAIN ADAPTER KIT

Includes 1" x 7' suction hose 237105, quick disconnect coupler 241408, nipple 241409 and mounting hardware for hookup to side port of 16 gal. drum 66493 or truck oil drain 84714.



4110

### MODEL 4106 EVACUTATION HOSE KIT

Includes 3/4" x 5' hose with swivel 250567, 3/4" fluid coupler 244390 and dust coupler plug. Use with 3633 to evacuate used fluid receiver. Attaches to bulk used fluid storage tank for a closed-loop system.

### MODEL 4110 DIFFERENTIAL & TRANSAXLE KIT

Includes suction hose, fittings and two interchangeable wands for all vehicle makes and models that allow you to drain fluids through plug openings.

### MODEL 84700 ROLLING DRAIN PAN

Designed for pit installation, 30 gallon capacity 84700 features quarter-turn ball valve drain on front or back of unit for multiple drain hook-up 1 1/2" NPT. Infinite-adjustable axles fits pits 36" to 49 1/2" wide. Polyurethane wheels for smooth, quiet operation, dust cap, chain and splash guard assemblies included.



84700

### MODEL 92572 SPLASH GUARD ASSEMBLY

Included with 84700 drain pan. Mounts to either side to deflect oil from side draining engine oil pans.

### MODEL 85255 WALL MOUNT BRACKET

Wall mount bracket for 1/4" to 1/2" air operated diaphragm pumps

### MODEL 84817 WALL MOUNT BRACKET

Wall mount bracket for 1/2" to 2" air operated diaphragm pumps



84817

## Used Fluid Overfill Warning Valves

Float rises with used fluid to activate "whistle" warning at prescribed level.

### MODEL 84815 SINGLE WALL

For single wall tanks & drums in used fluid systems and above ground tanks.

### MODEL 84824 DOUBLE WALL

Same as 84815 except for double walled tanks and above ground tanks.

### MODEL 84816 4-WAY VALVE

Four port, two position valve used in waste fluid systems. Enables one pump to pump into and out of drum or tank.



84816

84815

# Used Oil Filter Crushers

## Benefits of Lincoln Air Operated Used Oil Filter Crushers

When you consider that the oil in just one used filter can pollute up to 62,000 gallons of ground water, it's clear that using a Lincoln Oil Filter Crusher is good for the environment.

- Crushed oil filters will significantly reduce your storage and disposal costs. A crushed filter occupies only about 20% as much space as a uncrushed one, so you can get 4 or 5 times as many used filters in a storage barrel, providing dramatic savings in waste hauling charges.
- Crushing recaptures used oil, making filters eligible for recycling as scrap metal. You won't have to pay the high cost of toxic disposal and could even be reimbursed for the scrap metal.
- Lincoln Oil Filter Crushers extract up to 95% of the free flowing oil...oil which can be added to your used oil and sold.

### FEATURES

Lincoln Oil Filter Crushers are built to last. They're constructed of heavy gauge steel and have a dual safety interlock door. All Lincoln units are fully pneumatic, requiring normal air pressure (120–150 psi), and are therefore safe to operate, easy to install and maintenance free.

- Reduce storage and disposal costs.
- Recaptures used oil.
- Crushed filter can be recycled as scrap metal.

### MODEL 4160B

Crushes one automotive filter at a time. Can be mounted to a workbench, waste oil tank or attached to the optional stand 4161 and features easy to use connections for waste oil collection through ports in the back and at the bottom. Includes air filter and regulator as standard equipment.

*NOTE: Order 4159 to get both the crusher unit and stand.*

### MODEL 4161 STAND

Stand is designed so that a 55 gallon drum can be placed underneath it to collect used oil.

Depth	Width	Height	Height with 4160	Weight
26"	29 <sup>3</sup> / <sub>4</sub> "	42 <sup>1</sup> / <sub>2</sub> "	69 <sup>3</sup> / <sub>8</sub> "	50 lbs.

### MODEL 4163

Designed for heavy-duty applications. Handles one heavy-duty, oversized filter or four standard auto filters at a time and has 17<sup>1</sup>/<sub>2</sub> tons of crushing force. This free standing unit features a grated top for draining oil prior to crushing and easy connections for used oil collection via ports at the bottom. Includes airline filter and regulator as standard equipment.



### FILTER CRUSHERS

Model	Capacity	Crushing Force	Crushing Time	Air Pressure	Maximum Filter Size	Dimensions	Shipping Weight
<b>4160B</b>	One std. auto filter	3 <sup>1</sup> / <sub>4</sub> tons	15 sec.	up to 150 psi	7 <sup>1</sup> / <sub>8</sub> " h / 6" dia.	28 <sup>3</sup> / <sub>8</sub> " h / 10 <sup>9</sup> / <sub>16</sub> " w / 11" d	125 lbs.
<b>4163</b>	One heavy duty or four std. auto filters	17 <sup>1</sup> / <sub>2</sub> tons	25 sec.	120 psi	15 <sup>3</sup> / <sub>4</sub> " h / one 8" dia. or four 4" dia.	63" h / 27 <sup>3</sup> / <sub>4</sub> " w / 27 <sup>3</sup> / <sub>4</sub> " d	640 lbs.



The following schematics and bills of material are of common lubrication systems. These depictions are for reference and as an aid in system design.

Variables such as length of pipe/tube run, temperature, location and other specific parameters of a system must be taken into consideration. Please refer to detailed specification information for system componentry in previous catalog pages.

# Chassis Grease

System from 120 lb. Drum

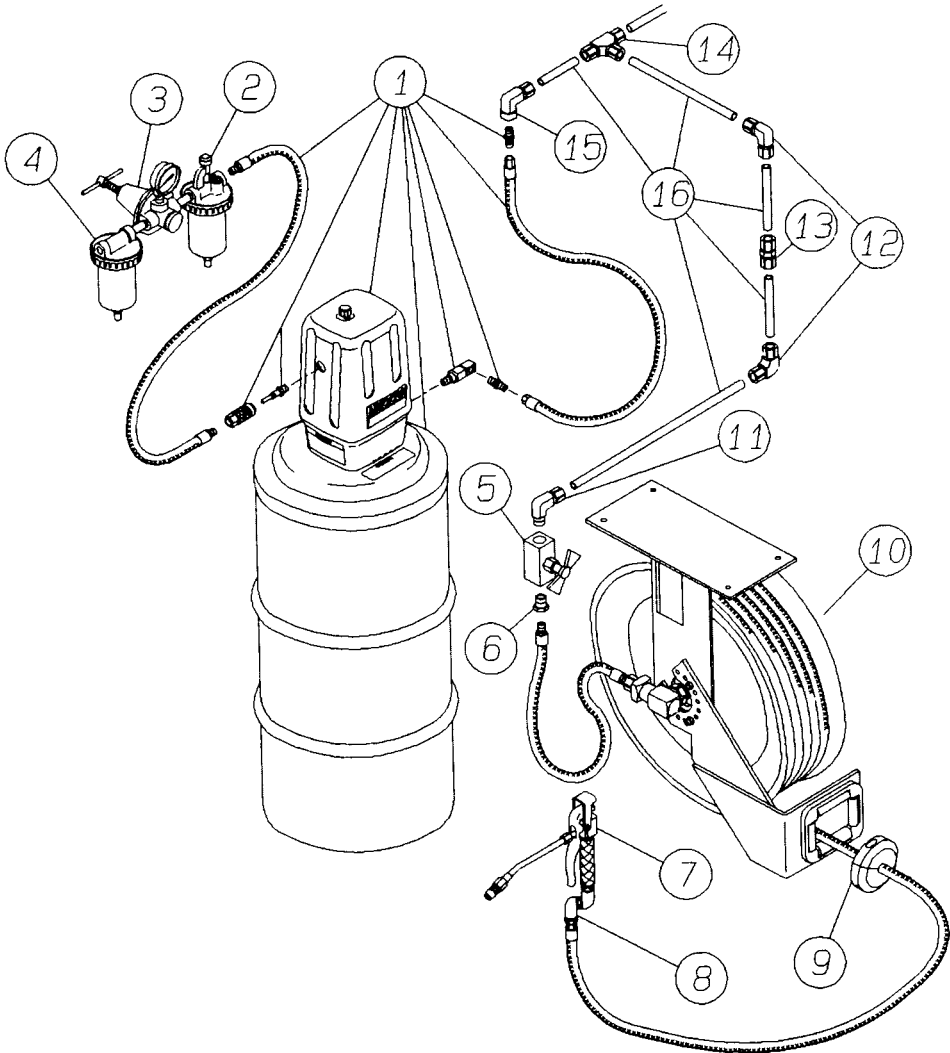
BILL OF MATERIALS				
Model	Code	Req'd.	Description	
918	1	1	50:1 Pump, Cover, Follower, Hoses, Air & Fluid Connectors	
600204	2	1	Airline Lubricator 1/4" NPT(f)	
82413	3	1	Air Regulator 1/4" NPT(f)	
600104	4	1	Airline Filter 1/4" NPT(f)	
885	5	1	Hi-Pressure Shut-Off Valve 1/2" NPT(f)	
12957	6	1	Nipple, 1/2" NPT(m) x 1/2"-27 (m)	
740	7	*	Hi-Pressure Control Valve 1/4" NPT(f)	
81387	8	*	Hi-Pressure Universal Swivel, 1/4" NPT(m) x 1/2"-27 (m)	
85516	9	*	Adjustable Ball Stop	
85050	10a	1	HD Hose Reel with Hose & Lube Connectors, 30' 75360 Hose	
6H32G	10b	1	GS Hose Reel with Hose & Lube Connectors, 30' 75360 Hose	
***	11	**	5/8" OD Tube Elbow, 1/2" NPT(m)	
***	12	**	5/8" OD 90° Elbow or Union Elbow	
***	13	**	5/8" OD Tube Union	
***	14	**	5/8" OD Tube Union Tee	
***	15	**	5/8" OD Tube Elbow, 1/4" NPT(f)	
***	16	**	Hi-Pressure Tubing 5/8" OD x .083 Wall (Working Pressure: 5000 psi) <sup>†</sup>	

\* Included with each reel assembly.

\*\* Requirements vary per system.

\*\*\* Available from local petroleum equipment service distributor.

<sup>†</sup> 20' length, 7 pack





# Chassis Grease

Two Delivery Points from 400 lb. Drum

## BILL OF MATERIALS

Model	Code	Req'd.	Description
926	1	1	50:1 Pump, Cover, Hoses, Air & Lube Connectors
600204	2	1	Airline Lubricator 1/4" NPT(f)
82413	3	1	Air Regulator 1/4" NPT(f)
600104	4	1	Airline Filter 1/4" NPT(f)
885	5	2	Hi-Pressure Shut-Off Valve 1/2" NPT(f)
12957	6	2	Nipple, 1/2" NPT(m) x 1/2"-27 (m)
740	7	*	Hi-Pressure Control Valve 1/4" NPT(f)
81387	8	*	Hi-Pressure Universal Swivel, 1/4" NPT(m) x 1/2"-27 Thread (m)
85516	9	*	Adjustable Ball Stop
85050	10a	1	HD Hose Reel with Hose & Lube Connectors, 30' 75360 Hose
6H32G	10b	1	GS Hose Reel with Hose & Lube Connectors, 30' 75360 Hose
85051	11a	1	HD Hose Reel with Hose & Lube Connectors, 50' 75600 Hose
6H52G	11b	1	GS Hose Reel with Hose & Lube Connectors, 50' 75600 Hose
11197	12	1	Nipple, 1/2" NPT(m) x 1/2" NPT(m)
***	13	**	5/8" OD Tube Elbow, 1/2" NPT(m)
***	14	**	5/8" OD 90° Union Elbow
***	15	**	5/8" OD Tube Union
***	16	**	5/8" OD Tube Union Tee
***	17	**	5/8" OD Tube Elbow, 1/4" NPT(f)
***	18	**	5/8" OD Tube Union Tee, 1/2" NPT(f)
***	19	**	Hi-Pressure Tubing 5/8" OD x .083 Wall (Working Pressure: 5000 psi) <sup>†</sup>

## WARNING

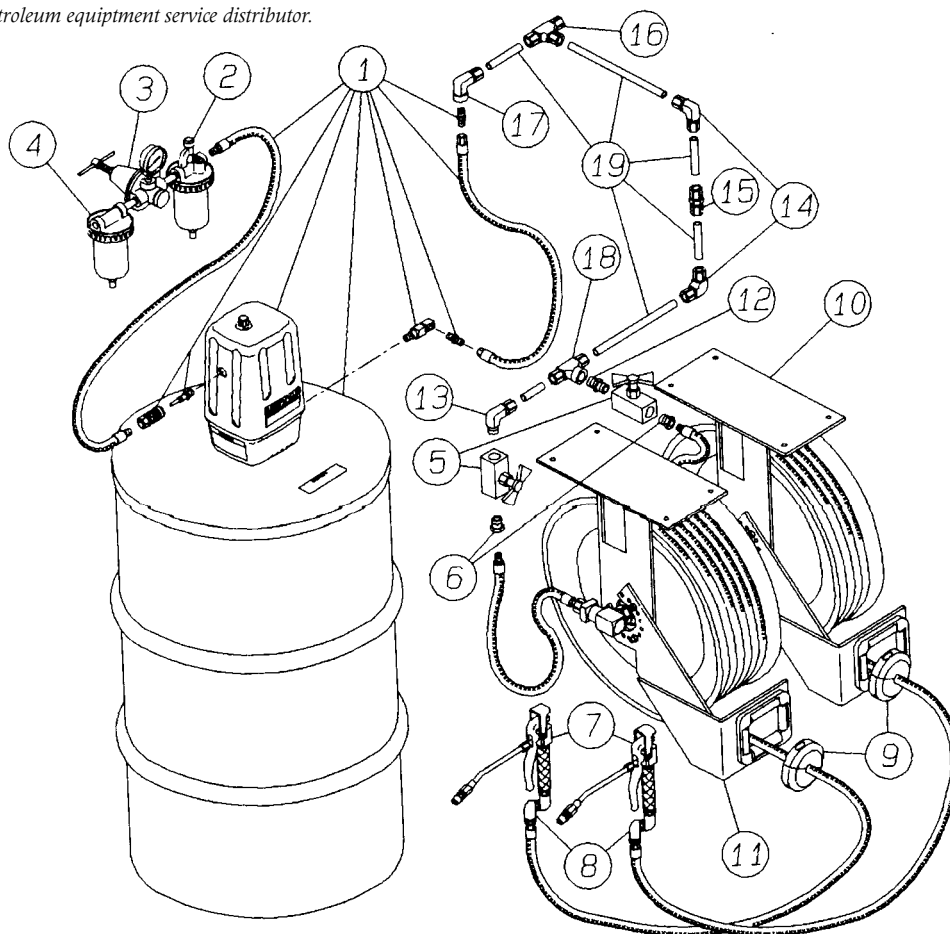
For safe and proper use, always consult instructions accompanying product. See page 106 for appropriate warnings.

\* Included in each reel assembly.

\*\* Requirements vary per system.

\*\*\* Available from local petroleum equipment service distributor.

<sup>†</sup> 20' length, 7 pack



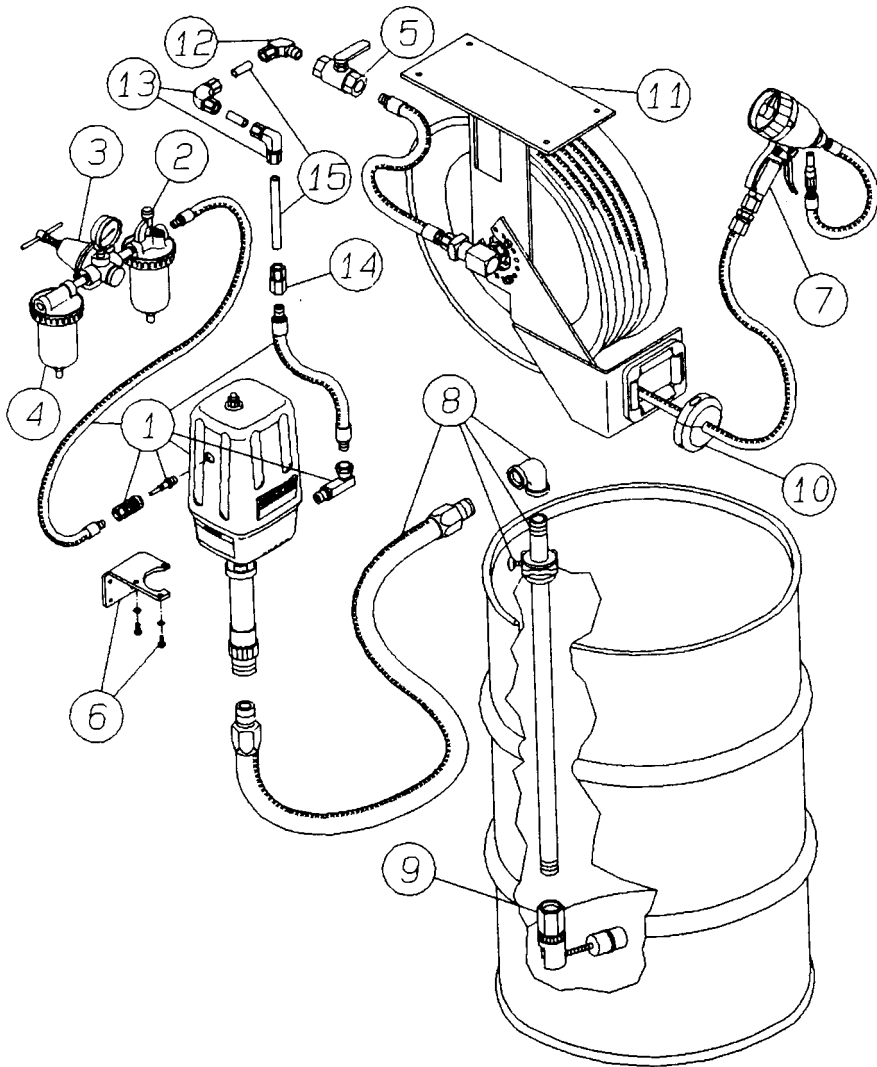
# Motor Oil

Single Reel System from 55 gal. Drum

BILL OF MATERIALS			
Model	Code	Req'd.	Description
282398	1	1	3:1 Pump, Hoses, Air & Fluid Connectors
600204	2	1	Airline Lubricator 1/4" NPT(f)
82413	3	1	Air Regulator 1/4" NPT(f)
600104	4	1	Airline Filter 1/4" NPT(f)
66084	5	1	Medium Pressure Quarter-Turn Shut-Off Valve 1/2" NPT(f)
84940	6	1	Wall Mount Bracket Kit
877	7	*	Metering Control Valve 1/2" NPT(f)
84945	8	1	Suction Kit 1" NPT
84946	9	1	Low Level Cut-Off 1" NPT
85517	10	*	Adjustable Ball Stop
85057	11a	1	Heavy Duty Hose Reel with Hose & Fluid Connectors, 50' 73600 Hose
6M54D	11b	1	Golden Standard Hose Reel with Hose & Fluid Connectors, 50' 73600 Hose
***	12	**	5/8" OD Union Elbow, 1/2" NPT(m)
***	13	**	5/8" OD 90° Tube Union
***	14	**	5/8" OD Tube Connector, 1/2" NPT(f)
***	15	**	Hi-Pressure Tubing 5/8" OD x .083 Wall (Working Pressure: 5000 psi) <sup>†</sup>

**WARNING**  
For safe and proper use, always consult instructions accompanying product. See page 106 for appropriate warnings.

\* Included in each reel assembly.  
\*\* Requirements vary per system  
\*\*\* Available from local petroleum equipment service distributor.  
<sup>†</sup> 20' length, 7 pack



# Motor Oil

## Single Product to Two Reels

### BILL OF MATERIALS

Model	Code	Req'd.	Description
282398	1	1	3:1 Pump, Hoses, Air & Fluid Connectors
600204	2	1	Airline Lubricator 1/4" NPT(f)
82413	3	1	Air Regulator 1/4" NPT(f)
600104	4	1	Airline Filter 1/4" NPT(f)
66084	5	1	Medium Pressure Quarter-Turn Shut-Off Valve 1/2" NPT(f)
877	6	*	Metering Control Valve 1/2" NPT(f)
84946	7	1	Low Level Cut-Off 1" NPT
85517	8	*	Adjustable Ball Stop
85057	9a	2	Heavy Duty Hose Reel with Hose & Fluid Connectors, 50' 73600 Hose
6M54D	9b	2	Golden Standard Hose Reel with Hose & Fluid Connectors, 50' 73600 Hose
84945	10	1	Suction Kit 1" NPT
***	11	**	Nipple, 1/2" NPT(m) x 1/2" NPT(m)
***	12	**	5/8" OD Union Elbow, 1/2" NPT(m)
***	13	**	5/8" OD Tube Union Tee
***	14	**	5/8" Union Elbow, 1/2" NPT(m)
***	15	**	5/8" OD 90° Tube Union
***	16	**	5/8" OD Tube Connector, 1/2" NPT(f)
***	17	**	Hi-Pressure Tubing 5/8" OD x .083 Wall (Working Pressure 5000psi) <sup>†</sup>
***	18	1	Tank

### WARNING

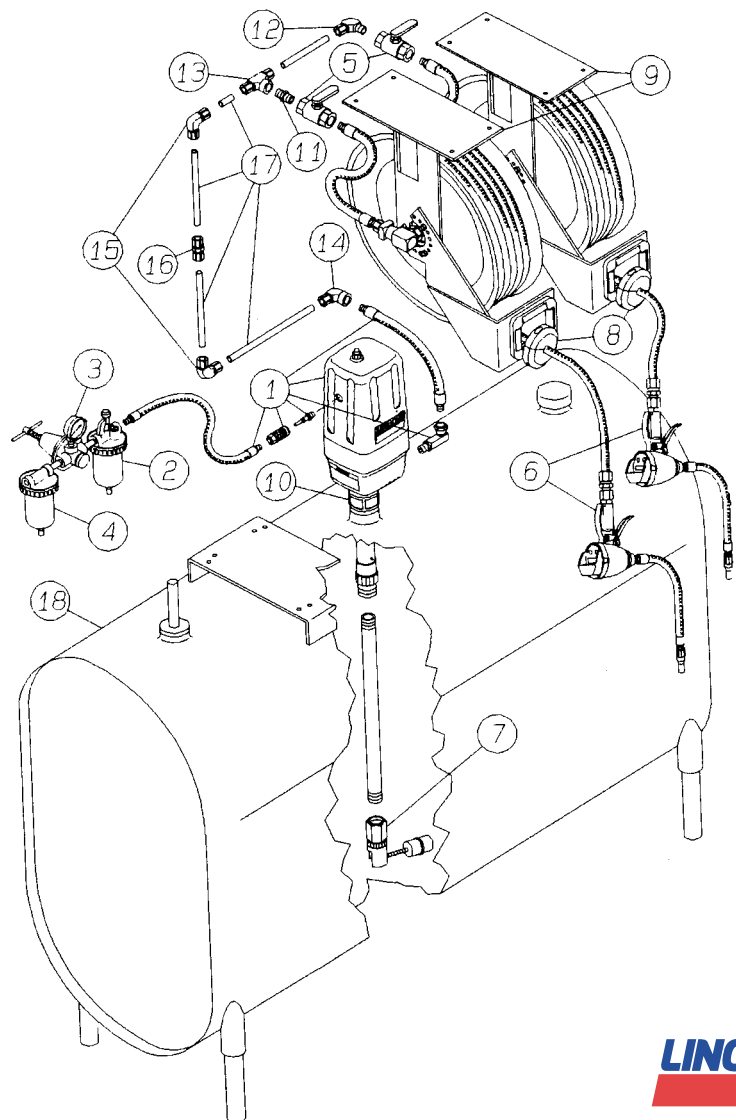
For safe and proper use, always consult instructions accompanying product. See page 106 for appropriate warnings.

\* Included in 85057 reel assembly.

\*\* Requirements vary per system

\*\*\* Available from local petroleum equipment service distributor.

<sup>†</sup> 20' length, 7 pack



# Two Oil Products

Standpipe, Pump Station, Basement Tanks<sup>1</sup>

## BILL OF MATERIALS

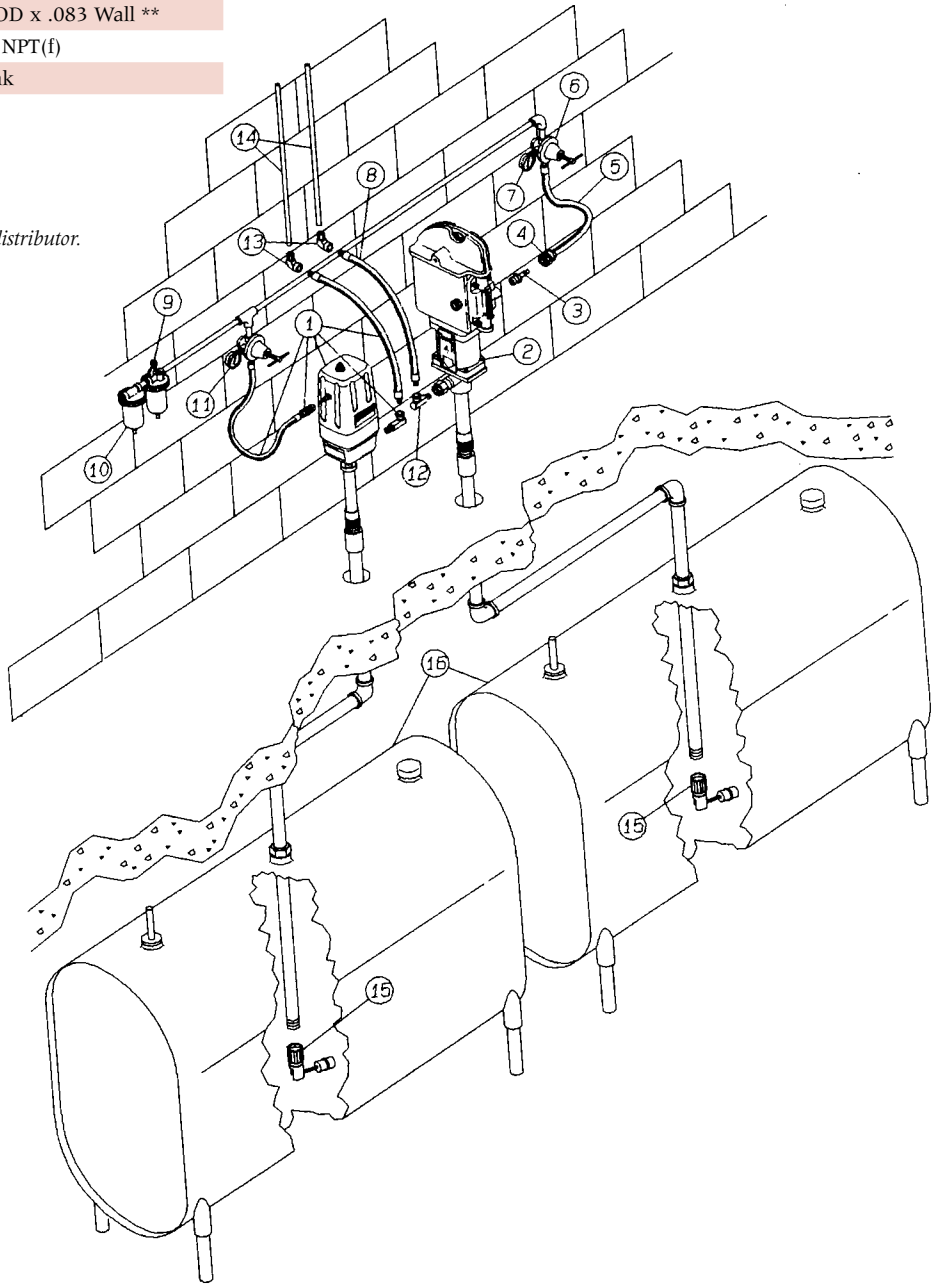
Model	Code	Req'd.	Description
84934	1	1	5:1 Pump Hose Air & Fluid Connectors
1914	2a	1	12:1 PowerMaster® II Stub Pump
2014	2b	1	12:1 PowerMaster III Stub Pump
650112	3	1	Air Nipple 3/4" NPT(m)
652008	4	1	Air Socket 1/2" NPT(f)
74036	5	1	Low Pressure Air Hose 1/2" NPT(m)
600008	6	1	Air Regulator 1/2" NPT(f)
66100	7	1	Air Pressure Gauge 1/4" NPT(m)
73024	8	1	Medium Pressure Hose 1/2" NPT(m)
600206	9	1	Airline Lubricator 1/2" NPT(f)
600108	10	1	Airline Filter 1/2" NPT(f)
82413	11	1	Air Regulator 1/4" NPT(f)
241584	12	1	90° Swivel Union 1/2" NPT(f) x 1/2" NPT(m)
***	13	*	5/8" OD Tube Elbow 1/2" NPT(f)
***	14	*	Hi-Pressure Tubing 5/8" OD x .083 Wall **
82439	15	2	Low Level Cut-Off 1 1/2" NPT(f)
***	16	2	275 Gallon Obround Tank

<sup>1</sup> Underground tanks would be similar.

\* Requirements vary per system.

\*\* 20' length, working pressure 5000psi, 7 pack

\*\*\* Available from local petroleum equipment service distributor.



# Typical Fast Lube Systems

## Bills of Material

### LUBRICATION CONSOLE

Model	Code	Req'd.	Description
4000	1	1	Lubrication Console
967	2	2	Oil Electronic Digital Meter
967	3	1	ATF Electronic Digital Meter
846	4	2	Water Bibb Cock
80423	5	1	Tire Inflator w/Gauge
85515	6	3	Ball Stop
66084	7	6	Shut-off Valve
73240	8	3	1/2" x 20' Hose Assembly (HO and ATF)
72240	9	2	1/4" x 20' Hose Assembly (WW and AF)
72240	10	1	1/4" x 20' Air Hose Assembly

### GEAR OIL CONTROL VALVE

870	1	1	Pint Oil Meter
780	2	1	Control Valve
11197	3	1	Nipple
360247	4	1	Bracket (Bend to 90°)
66084	5	1	Shut-off Valve
73120	6	1	Gear Oil Hose 1/2" x 10' Gear Oil Hose
90464	7	1	Swivel Assembly
67074	8	1	Street Ell 1/2" NPT

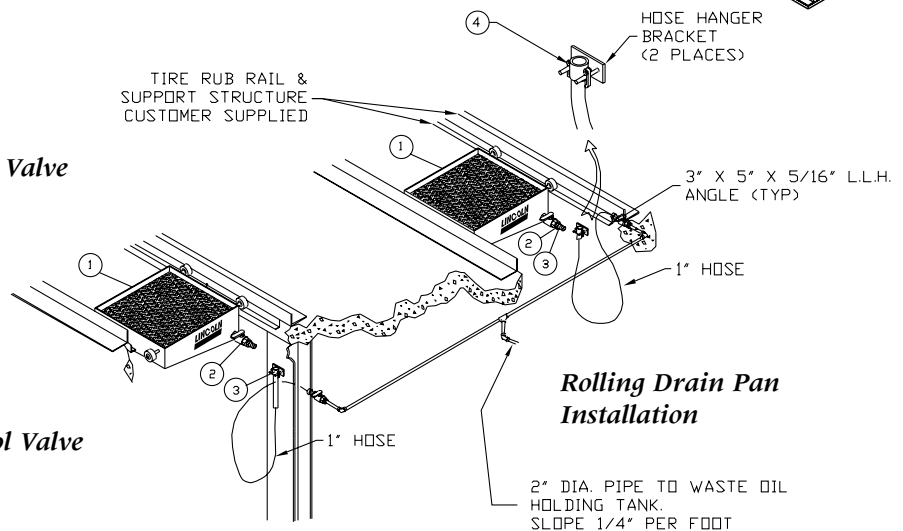
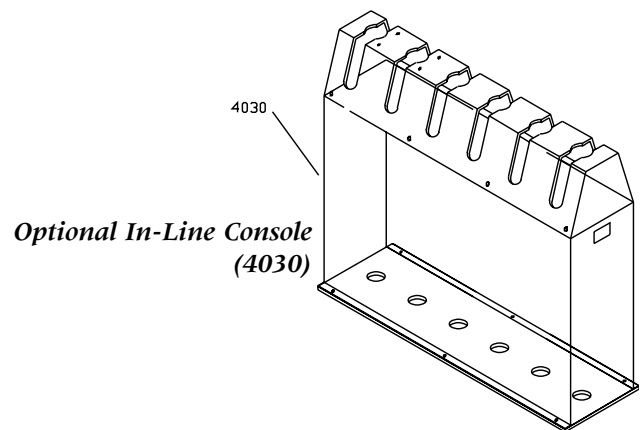
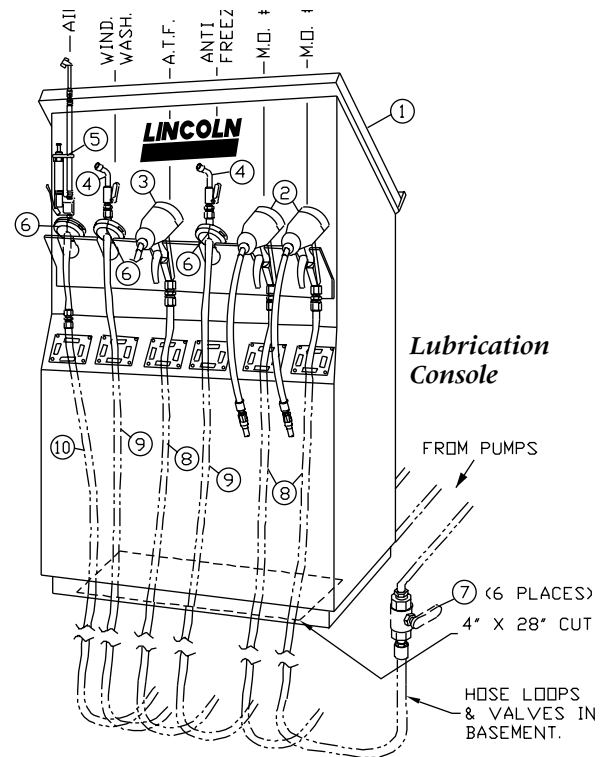
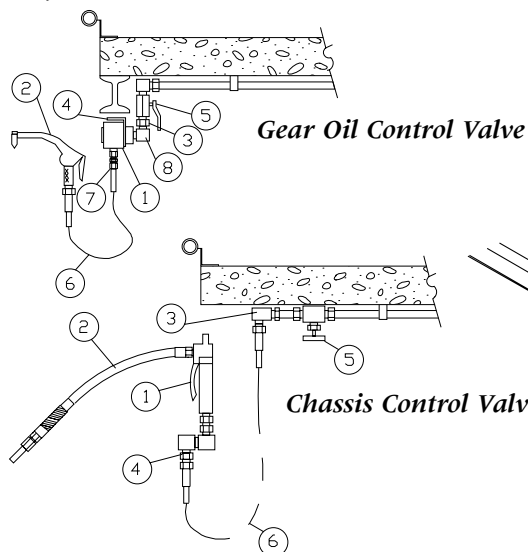
### CHASSIS CONTROL VALVE

740	1	1	High Pressure Control Valve
5861	2	1	36' Whip Hose
81974	3	1	90° Swivel
81387	4	1	Universal Swivel
778	5	1	High Pressure Shut-off Valve
75120	6	1	10' Chassis Grease Hose

### ROLLING DRAIN PAN

84700	1	2	Rolling Drain Pan
NA*	2	2	1 1/2" NPT(m) to 1" NPT(f) Reducing Bushing
241409	3	2	1" Fluid Nipple
241408	4	2	1" Fluid Coupler

\*May use 67379 and 67391 to achieve reduction.





# Pump & Lubereel

## Typical Installation

### BILL OF MATERIALS—LUBRICATING EQUIPMENT

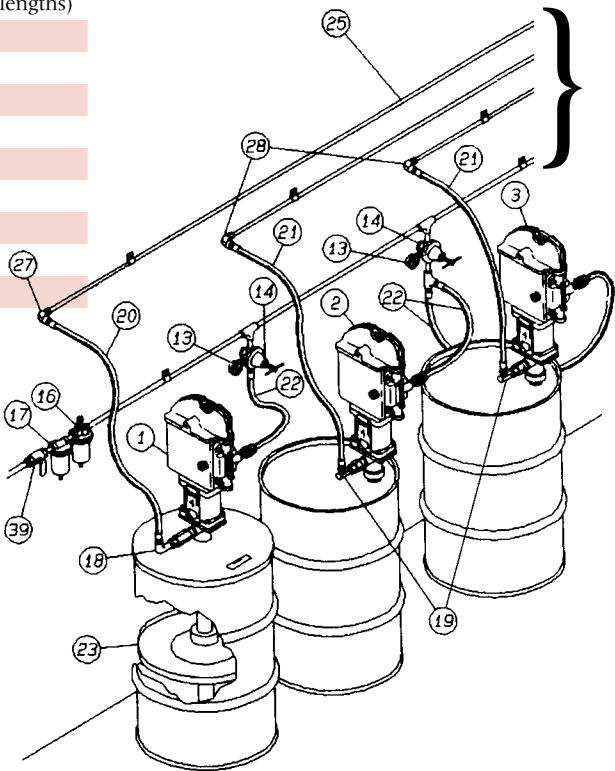
Model	Code	Req'd.	Description
1910-2	1	1	Chassis Lubrigun 50:1 PowerMaster®
1951-1	2	1	Gear Lube Dispenser 6:1 PowerMaster III
1952-1	3	1	Motor-Oil Dispenser 6:1 PowerMaster III
284856	4a	1	1" Air Operated Double Diaphragm Pump, 50/50 mix
84817	4b	1	Wall Mount Bracket
84945	4c	1	1" Suction Kit
84934	5	1	ATF Dispenser 5:1 Series 40 Pump, Hoses, Air & Fluid Connectors
85051	6	1	Chassis Reel
85055	7	1	Gear Lubricant Reel
85061	8	1	Motor Oil Reel
85857	9	1	Antifreeze Reel
85061	10	1	ATF Reel
85063	11	1	Air Service Reel
85242	12	6	Mounting Rail Assembly
66100	13	2	Air Pressure Gauge 1/4" NPT(m)
600008	14	2	Air Regulator 1/4" NPT(f)
82413	15	2	Air Regulator (with Gauge) 1/4" NPT(f)
600208	16	1	Airline Lubricator 1/2" NPT(f)
600108	17	1	Airline Filter 1/2" NPT(f)
82087	18	1	Hi-Pressure 90° Swivel 1/2" NPT(m)
241584	19	2	90° Swivel Union 1/2" NPT(f) x 1/2" NPT(m)
76024A	20	1	Volume Hi-Pressure Hose 1/2" NPT(f)
73060	21	2	Volume Medium Pressure Hose 1/2" NPT(m)
74036	22	3	Volume Low Pressure Air Hose 1/2" NPT(m)
83369	23	1	Follower Plate (Chassis 400 lb. Drum)
Others	24	2	275 Gallon Obround Tank

### BILL OF MATERIALS—LUBRICANT SUPPLY LINES

Model	Code	Req'd.	Description
***	25	*	Hi-Pressure Steel Tubing 5/8" OD x .083 Wall (20' lengths)
***	26a	*	Medium Pressure Steel Tubing 5/8" OD x .049 Wall (20' lengths)
***	26b	*	Alternate for Antifreeze 15 PVC or Copper Pipe
***	27	1	5/8" OD Tube Elbow, 1/2" NPT(m)
***	28	4	5/8" OD Tube Elbow, 1/2" NPT(f)
***	29	5	5/8" OD Tube Union
***	30	5	5/8" OD Tube Union Tee, 1/2" NPT(f)
885	31	1	Hi-Pressure Shut-Off Valve 1/2" NPT(f)
66084	32	4	Medium Pressure 1/4 Turn Shut-Off Valve 1/2" NPT(f)
12080	33	2	Bushing 1/4" NPT(f) x 1/2" NPT(m)
66596	34	*	Tube Clip for 5/8" OD Tubing 9/32" Diameter Hole

\* Quantities vary with installation.  
\*\*\* Available from local petroleum equipment service distributor.

Drawing continues on next page.

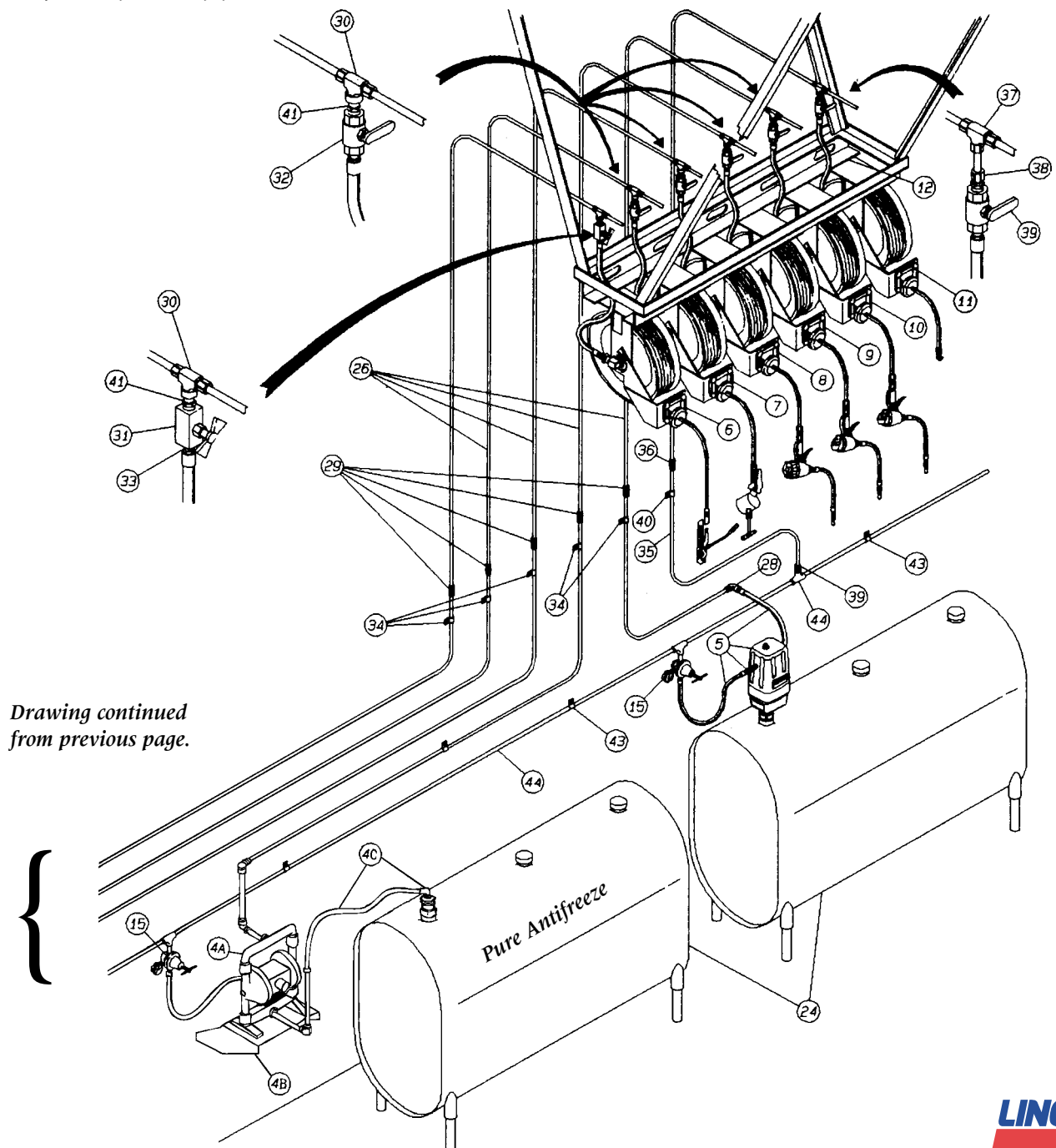


**BILL OF MATERIALS—AIR SUPPLY LINES**

Model	Code	Req'd.	Description
**	35	*	Low Pressure Copper Tubing $\frac{3}{8}$ " OD or $\frac{1}{2}$ " OD
**	35	*	$\frac{1}{2}$ " Schedule 40 Galvanized Steel Pipe
**	36	1	Union
**	37	1	Tee
**	38	2	Connector $\frac{1}{2}$ " NPT(m)
66084	39	2	Shut-Off Valve $\frac{1}{2}$ " NPT(f)
36108	40	*	Tube Clip for $\frac{1}{2}$ " OD Tubing $\frac{7}{32}$ " Diameter Hole
11197	41	5	Nipple $\frac{1}{2}$ " NPT(m) x $\frac{1}{2}$ " NPT(m).
66883	42	1	Adapter Union, $\frac{1}{2}$ " NPSM(f) Swivel x $\frac{1}{2}$ " NPT(m)
**	43	*	Pipe Clamp for $\frac{1}{2}$ " Pipe
**	44	*	$\frac{1}{2}$ " Schedule 40 ASTM A53 Buttwelded Pipe & Malleable Fittings
84817	45	*	Pump Mounting Bracket

\* Quantities vary with installation.

\*\* Available from local petroleum equipment service distributor.



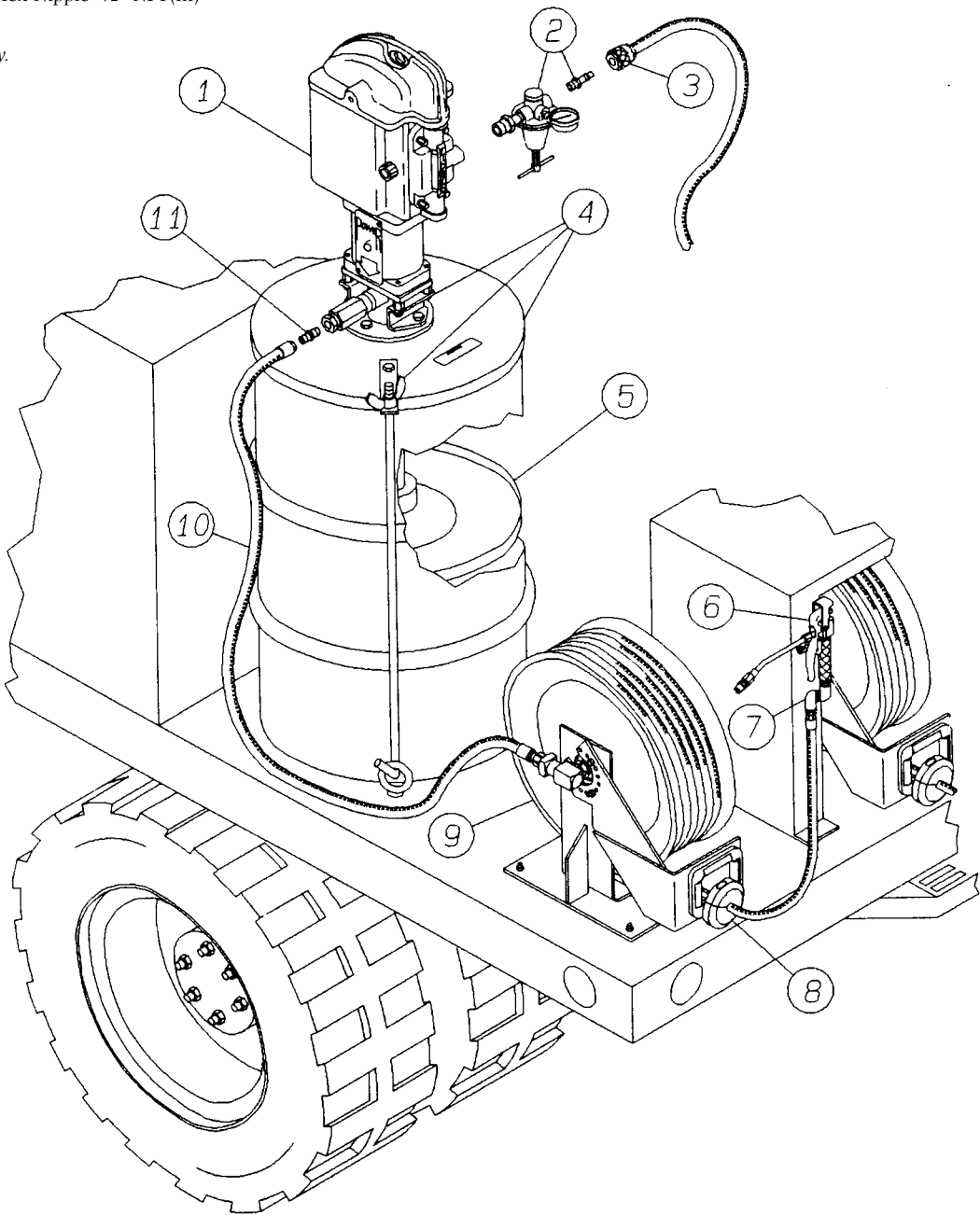
# Lube Truck

## Grease Application

### BILL OF MATERIALS

Model	Code	Req'd.	Description
1904	1a	1	75:1 PowerMaster® II Pump
2014	1b	1	75:1 PowerMaster III Pump
83168	2	1	Air Regulator 3/4" NPT(m)
652008	3	1	Air Socket(f) for 1/2" I.D. Hose
81482	4	1	400 lb. Drum Cover with Pump Mounting Flange and Tie Rod Assemblies
83369	5	1	Follower Plate
740	6	*	Hi-Pressure Control Valve 1/4" NPT(f)
81387	7	*	Hi-Pressure Universal Swivel, 1/4" NPT(m) x 1/2-27 thread (m)
85516	8	*	Adjustable Ball Stop
85051	9	1	Complete Reel Assembly with 50' 1/4" Hose
76120B	10	1	Hi-Pressure Hose 3/8" NPT(f)
11197	11	2	Steel Hex Nipple 1/2" NPT(m)

\* Included in #85051 reel assembly.



# Lube Truck

## Oil Application

### BILL OF MATERIALS

Model	Code	Req'd.	Description
84933	1	1	5:1 Series 40 Lube Pump
10462	2	1	Nipple 1/4" NPT
600003	3	1	Air Regulator, 1/4" NPT
600401	4	1	Air Gauge
67054	5	1	Street Ell, 1/4" NPT
11659	6	1	Air Nipple
815	7	1	Air Coupler
72060	8	1	5' Air Connecting Hose
83463-30	9a	1	Heavy Duty Hose Reel with 30' 1/2" Hose
83464-50	9b	1	Heavy Duty Hose Reel with 50' 1/2" Hose
360249	10	1	Support Bracket*
85765	16	1	Foot Valve
**	17	1	1" NPT Black Pipe (Cut to Fit)
73060	18	1	5' Oil Connecting Hose
241584	19	1	Adapter Union, 1/2" NPT
84935	20	1	Pump Cover Kit
85936	21	1	Pump Cover Spacer
11348	22	1	Adapter

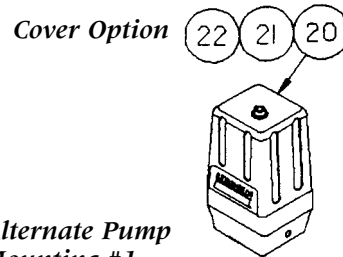
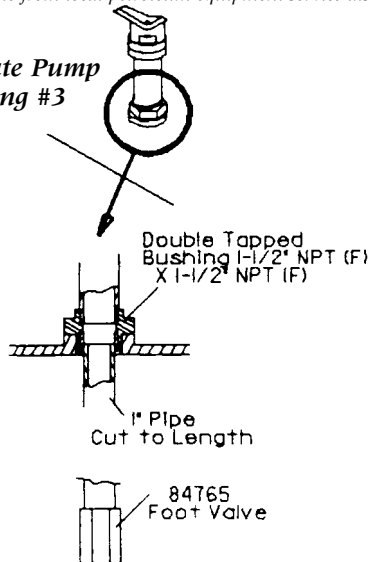
### METER CONTROL VALVE OPTIONS

867	11	1	Gallon Totalizing Meter
877	11	1	Quart Totalizing Meter
883	11	1	Quart Totalizing Meter
889	11	1	Liter Totalizing Meter
878	11	1	Pint Totalizing Meter
3867	12	1	Preset Quart Meter
3868	12	1	Preset Gallon Meter
3942	12	1	Preset Liter Meter
775	13	1	Volume Control Valve, Rigid Extension
776	13	1	Volume Control Valve, Flexible Extension
780	14	1	Gear Oil Control Valve

\* Used w/82980 Tie Angle Bar, order separately.

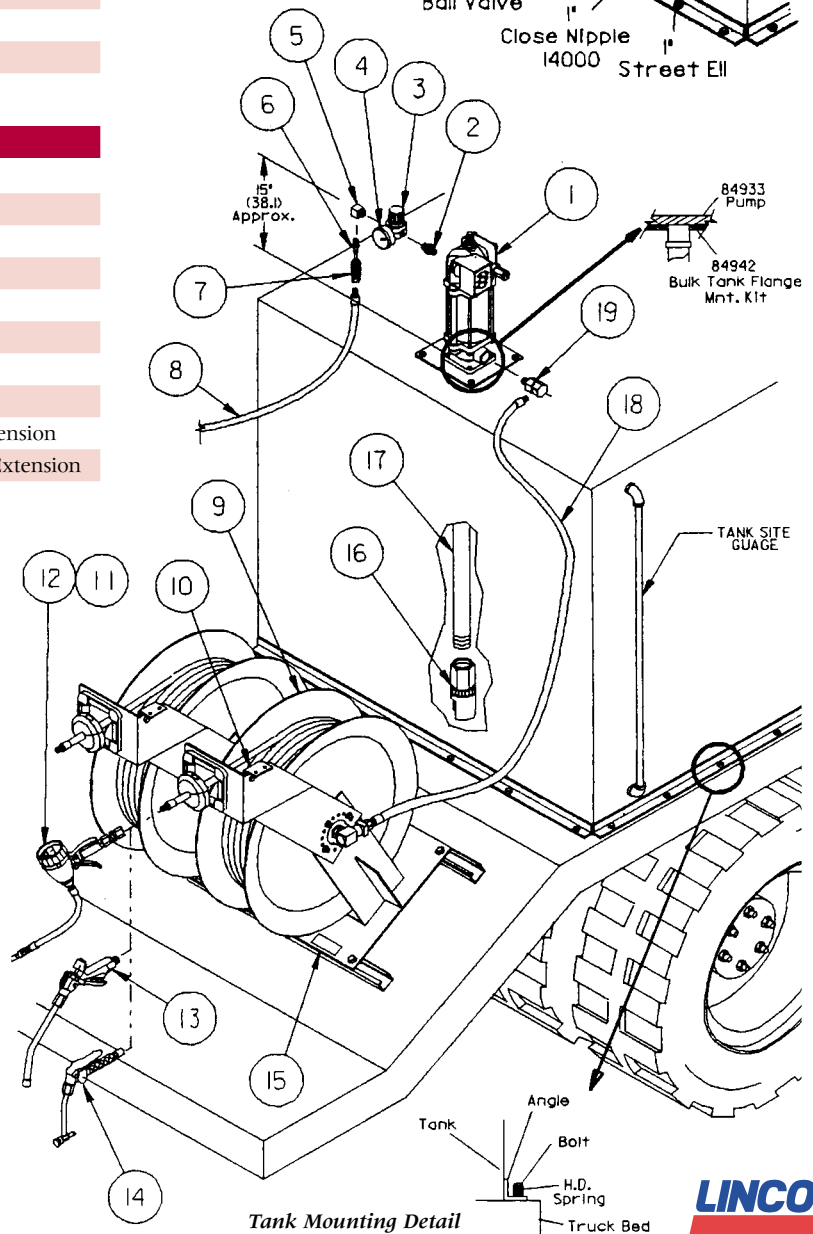
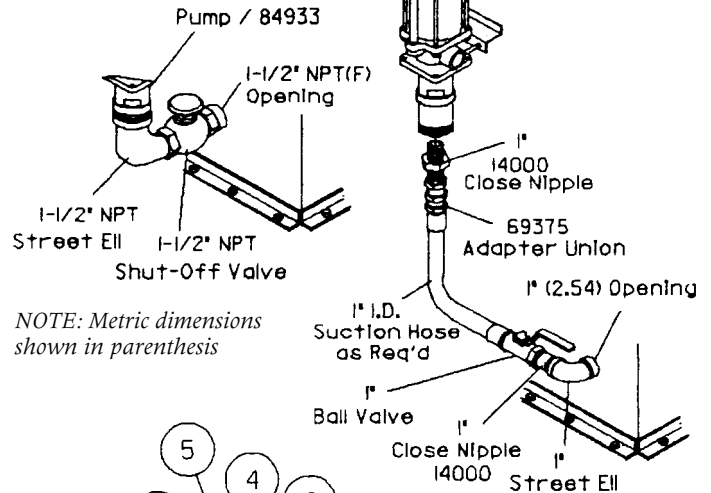
\*\* Available from local petroleum equipment service distributor.

### Alternate Pump Mounting #3



### Alternate Pump Mounting #2 (cannot use cover with this option)

### Alternate Pump Mounting #1



Tank Mounting Detail

# Lube Truck Accessories

## Drum Covers

### MODEL 81482 400 LB.

Includes mounting flange and tie rods for mounting any PM II pump. Includes 84318 drum cover and 84273 adapter flange.

### MODEL 84768 400 LB.

Same as 81482 except for PM III. Includes 84318 drum cover and 84963 adapter flange.

### MODEL 84291 120 LB.

Same as 81482, except for 120 lb. drums. Includes 84299 drum cover and 84273 adapter flange.

### MODEL 84767 120 LB.

Same as 84291 except for PM III. Includes 84299 drum cover and 84963 adapter flange.

### MODEL 84273 FLANGE MOUNTING ASSEMBLY

For rigidly mounting any PM II stub pump or drum pump to top of a fabricated bulk tank.

### MODEL 84963 FLANGE MOUNTING ASSEMBLY

Same as 84273 except for PM III pumps.

### MODEL 83131 TIE ROD ASSEMBLY

For bung opening 400 lb. drums. Tie rods and eye-bolts 5/8" diameter steel plated to resist rust.

### MODEL 83119 TIE ROD ASSEMBLY

Same as 83131 except for 120 lb. drums.

### MODEL 84975 SECONDARY SUPPORT ARM

Add to heavy-duty reels 82206, 84672 and 84691 for extra support. Ideal for lube trucks, this bolt-on kit has self-aligning bearing and mounting hardware.

### MODEL 360248 DRUM LOCATOR

Positions and secures 400 lb. drums when truck is in motion. Two identical angles in a circular segment with an 11 1/2" radius. Holes provided for fastening angle to platform. Welding optional.

## Mounting Brackets

### MODEL 84323 MOUNTING BRACKET

For mounting 961 or 964 to 103012 hose reel. Recommended for attaching meters to any vertical or horizontal surface. Bracket assembly is standard pipe with 1" (m) pipe thread on both ends and reducing bushing.

### MODEL 84362 MOUNTING BRACKET

Use for mounting 962 or 963 to 84121 super duty hose reel.

### MODEL 84723 COVER PANEL KIT

Metal cover fits over tie rod ends and encloses moving plunger rod. Prohibits foreign matter from attaching to pump plunger and causing premature wear.

### MODEL 82980 TIE ANGLE BAR

Connects and braces up to six hose reels; mounts reel accessories. 58" fabricated steel with flange having 9/32" holes spaced 1"; rust resistant finish.

### MODEL 360249 SUPPORT BRACKET

For attaching 82980 to reels; order one for each reel.





# Fittings & Accessories

## REDUCING BUSHINGS

Model	Thread	Construction
10200	1/8" NPT(f) x 1/2"-27 (m)	Brass
10204	1/4" NPT(f) x 1/2"-27 (m)	Brass
10201	7/16"-27 (f) x 1/2"-27 (m)	Brass

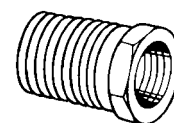
## REDUCING COUPLINGS

Model	Thread	Construction
11852	1/8" NPT(f) x 1/2"-27 (f)	Steel
10522	1/4" NPT(f) x 1/2"-27 (f)	Brass

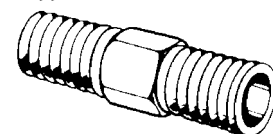
## NIPPLES

Model	Thread	Construction
10130	1/8" NPT(m) x 1/8" NPT(m)	Steel
10199	1/8" NPT(m) x 1/2"-27 (m)	Brass
10462	1/4" NPT(m) x 1/4" NPT(m)	Steel
10198	1/4" NPT(m) x 1/2"-27 (m)	Brass
10540	3/8" NPT(m) x 3/8" NPT(m)	Steel
11197	1/2" NPT(m) x 1/2" NPT(m)	Steel
12957	1/2" NPT(m) x 1/2"-27 (m)	Steel
10202	1/2"-27 (m) x 1/2"-27 (m)	Brass
12296	3/4" NPT(m) x 3/4" NPT(m)	Steel

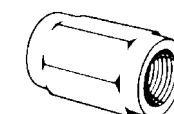
Reducing Bushing



Nipples



Reducing Couplings



## ADAPTER UNIONS

Model	Thread	Description
66842	3/8" NPSM(f) swivel x 3/8" NPT(m)	Steel
66883	1/2" NPSM(f) swivel x 1/2" NPT(m)	Steel
69375	1" NPT(f) swivel x 1" NPT(m)	Steel
66998	3/4" NPT(f) swivel x 3/4" NPT(m)	Steel

## Shut-Off Valves

### NEEDLE-TYPE VALVES FOR CHASSIS GREASE

Model	Thread	Description
778	1/4" NPT(f)	High Pressure
884	3/8" NPT(f)	High Pressure
885	1/2" NPT(f)	High Pressure

Maximum Working Pressure PSI 10,000 / 680 Bar

## Quarter Turn Valves

### HIGH PRESSURE

Control lever with "ON" on "OFF" positions provides visual check as to whether lubrication line is open or closed. Buna-N seals with Teflon® seat.

Model	Inlet/Outlet	Maximum Working Pressure (psi) / Bar
69503	1/2" NPT(f)	2000 / 138
69425	3/4" NPT(f)	2500 / 172
69423	1" NPT(f)	2500 / 172
69422	1 1/2" NPT(f)	2500 / 172

### MEDIUM PRESSURE

Model	Inlet/Outlet	Maximum Working Pressure (psi) / Bar
256200	1/4" NPT(f)	600 / 52
66084	1/2" NPT(f)	600 / 52

## Lubricant Filters

### MODEL 84004

For mounting at pump outlet. Contains replaceable 140 micron stainless steel filter element 69524. 1/2" NPT(m) inlet and outlet. 1 3/8" hex. steel body. Maximum pressure 5000 psi. 100 mesh screen.

For information on nipples, couplers and bushings for 75 type grease hose, see page 51, hose section.



66842



778



69422



66084



84004

# POWER-LUBER™

**Cordless rechargeable grease gun—lubricates anything, anytime, anywhere.**

The new Lincoln POWER-LUBER™ 12 Volt Cordless Rechargeable Grease Gun is the most advanced grease gun ever created. Its powerful 12 volt motor delivers a consistent grease flow at up to 6000 psi with a rechargeable power pack for unrestricted mobility.

POWER-LUBER's balanced design makes lubing hard-to-reach fittings routine. And when you've got a lot of fittings to hit, the rechargeable removeable 12 volt battery provides long-lasting performance. Three-way loading makes refilling a snap.

There are three POWER-LUBER models, with a full range of accessories, designed to meet the demands of any lube application.

Discover how easy lubrication can be with the new Lincoln POWER-LUBER Grease Gun. Because with the POWER-LUBER, you really can grease *anything, anytime, anywhere.*

## POWER-LUBER Features

- Powerful 12 volt motor
- Planetary gear drive
- High-capacity 12 volt NiCad battery
- Machined and hardened piston
- 2" needle bearing final drive
- Plated steel barrel with exclusive flip-over follower for convenient three-way loading
- Locking follower rod
- Accessible check drive
- Bleeder valve
- Outlet opening 7/16" UNEF
- Threaded outlet (1/8" NPT) for filler nipple (not included)

### WARNING

For safe and proper use, always consult instructions accompanying product. See page 106 for appropriate warnings.



1242

### MODEL 1242

The standard POWER-LUBER 1242 comes outfitted with a heavy-duty carrying case. Comes complete with:

- 110 volt fast charger (model 1210)
- 12 volt NiCad rechargeable battery (model 1201)
- 30" flex hose with spring guard (model 1230)
- Custom carrying case designed to hold two rechargeable batteries and two grease cartridges (*grease not included*)
- Patent pending

### MODEL 1244

Top of the line. Includes second 12 volt rechargeable battery 1201 for uninterrupted lube application.

### MODEL 1240

Economy packed without carrying case. Includes one 12 volt rechargeable battery 1201 and battery charger 1210.

## 12 Volt Accessories

### MODEL 1201

This high-capacity 12 volt NiCad rechargeable battery easily snaps in for use with the POWER-LUBER 1200 Grease Gun. Dispenses a minimum of three grease cartridges under normal conditions. 1300 mA-hour capacity.

### MODEL 1210

110 volt one-hour fast charger for use with battery pack 1201. Automatic trickle charge maintaining mode ensures your POWER-LUBER will be ready when you are. 6 ft. cord; UL/ULC listed.

### MODEL 1202

Replacement carrying case for 12 and 7.2 volt POWER-LUBERs.



1201

1210

# POWER-LUBER™

## 7.2 Volt Cordless Rechargeable Grease Gun

The 7.2 volt POWER-LUBER is an economical innovation in state-of-the-art lubrication technology with the same great features as our 12 volt model. The powerful 7.2 volt motor delivers consistent grease flow at up to 5000 psi; the 7.2 rechargeable battery pack dispenses three 14 oz. cartridges per charge.

### MODEL 1232

The standard POWER-LUBER Model 1232 also comes in a heavy-duty molded plastic carrying case designed for durability and convenience. Comes complete with:

- 110-volt 3-hour charger (model 1211)
- 7.2 volt NiCad rechargeable battery (model 1203)
- 18" flex hose with spring guard (model 1218)
- Custom carrying case designed to hold two rechargeable batteries and two optional grease cartridges (*grease not included*)
- Patent pending



1232

## 7.2 Volt Accessories

### MODEL 1211

The POWER-LUBER 110 volt three-hour fast charger is designed for use with Battery Pack Model 1203. Automatic trickle charge maintaining mode ensures your POWER-Luber will be ready when you are. 6 ft. cord; UL/ULC listed.



1211

### MODEL 1203

This high-capacity 7.2 volt NiCad rechargeable battery is for use with the POWER-LUBER 1200 Grease Gun. Have a second battery pack charged and ready to go for uninterrupted all day lubrication! 1300 mA-hour capacity.



1203

### MODELS 1218, 1224, 1230, 1236

Flexible, durable and performance engineered for all automotive, farm and industrial applications, our whip hoses come in a variety of convenient lengths. Strategically placed coil spring guards provide non-slip, push-pull grip and prevent kinking. Attaches to POWER-LUBER with 7/16" UNEF fitting; 1/8" NPT(m) outlet. Use with Lincoln model 5852 or 5845 hydraulic coupler (not included). Working pressure 7500 psi (517 bar). Use with both 12 volt and 7.2 volt POWER-LUBERS.



1218

### MODEL 1202

Replacement carrying case for 12 and 7.2 volt POWER-LUBERS.

### POWER-LUBER FAMILY FEATURES

Model	Battery	Cartridge	Output Pressure	Battery Life	Charger Time
1242	1201 / 12 volt	14 oz	6000 psi	3 tubes	1210 / 1 hour
1232	1203 / 7.2 volt	12 oz	5000 psi	3 tubes	1211 / 3 hours
1220	1227 / 3.6 volt	3 oz	3500 psi	2 tubes	1228 / 3 hours*

\* Optional three-hour stand-type charger model 1229

Other lubrication accessories information starts on page 86.



# POWER-LUBER™

## 3.6 volt mini cordless rechargeable grease gun

The MINI-LUBER is perfect for lubrication in tight, hard-to-reach places. The 3.6 volt motor and lon-lasting rechargeable battery provide the power to deliver a consistent grease flow at up to 3500 psi. One charge allows dispensing of two 3 oz. cartridges.

### Mini Luber features

- High-torque 3.6 volt motor
- Planetary gear drive
- Powerful 3.6 volt NiCad battery
- Machined and hardened piston
- Plated steel barrel
- Locking follower rod
- Threaded outlet (1/8" NPT)

### MODEL 1220

The MINI-LUBER model 1220 is economy packed in clear plastic. Comes complete with:

- 110 volt 3-hour wall charger (model 1228)
- One 3.6 volt NiCad rechargeable battery (model 1227)
- 6" rigid extension with coupler
- Instruction manual
- Patent pending



1220

### Mini-Luber Accessories

#### MODEL 1229

110 volt three-hour fast charger for use with battery pack 1227. Automatic trickle charge maintaining mode ensures your MINI-LUBER will be ready when you are. 6 ft. cord; UL/ULC listed.



1229

#### MODELS 1227

This 3.6 volt NiCad rechargeable battery easily snaps in for use with the MINI-LUBER grease gun model 1220.



G901

1227

G222

#### MODELS G901

4" needle adapter for precise control. Can be attached to rigid extension or to G222 flexible extension.

#### MODEL G222

Quick-connect flexible extension adapter easily snaps onto rigid extension for complete mobility. Assembly includes G900 quick-connect adapter, G212S flexible extension with spring guard and G300 hydraulic coupler.

# Heavy Duty Grease Guns

*Lincoln heavy-duty grease guns incorporate the same unique features as Model 1142, page 84.*

## Air Operated

### MODEL 1160

Fully automatic, continuous cycle, includes exclusive air motor for consistent self-priming (patent pending).

- Flip-over follower eliminates grease bypass
- Heavy-duty spring for prime retention
- Locking follower rod for easy loading
- 40:1 ratio; air operating range 60-150 psi
- Three-way loading with optional 91108 filler nipple
- 6000 psi maximum pressure

## Dual Pressure

### MODEL 1013 AND 1145

- High or low pressure for light or heavy-duty greasing action
- Full pressure on short strokes for heavy greasing in tight places; develops full pressure with just 1/4" stroke
- Extension swivels 360° for hard-to-reach fittings.
- Plated barrel, head and handle
- Handy three-way loading: cartridge, filler pump or bulk
- Grease resistant rubber handle grip for positive pumping action

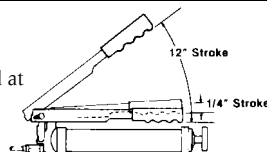
## Precision High Pressure and Volume

### MODEL 1035 & 1037

- Exclusive toggle mechanism design uses compound leverage for high-pressure pumping with little effort
- Rust resistant plated gun barrel and handle, black enamel head.
- Equipped with filler nipple for fast refill from Lincoln filler pump
- 21 oz. bulk capacity for heavy-duty greasing applications

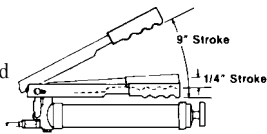
#### Load Pin in Rear Position for High Output Delivery

With handle in REAR (lo) shift position, grease is delivered at low pressure (maximum 6000 psig) with strokes from 1/4" to 12". Output 1 ounce per 18 full strokes.



#### Load Pin in Front Position for High-Pressure Delivery

With handle in FRONT (hi) shift position, grease is delivered at high pressure (maximum 7000 psig) with strokes from 1/4" to 9". Output 1 ounce per 33 full strokes.



### DUAL PRESSURE

Model	Lube Capacity	Extension	Length	Max. Pressure
1013	16oz. Bulk/14.5oz. Cartridge	6" & hydraulic coupler	22 7/8"	7000/6000 psi
1145	21oz. Bulk/14.5oz. Cartridge	5853 6" & hydraulic coupler	25 1/4"	7000/6000 psi

**Specifications:** Output at low pressure 1oz. per 18 strokes; at high pressure 1 oz. per 33 strokes using No. 1 cup grease at 70°F. Barrel diameter 2 1/4".

### HIGH PRESSURE

Model	Lube Capacity	Extension	Length	Max. Pressure
1035	21oz. bulk/14.5oz. cartridge	5834 6" & heavy-duty coupler	27 1/4"	7000 psi

**Specifications:** Lubricant output 1 oz. per 25 strokes using No. 1 cup grease at 70°F. Barrel diameter 2 1/4".

### VOLUME

Model	Lube Capacity	Extension	Length	Max. Pressure
1037	21oz. bulk/14.5oz. cartridge	5834 6" & hydraulic coupler	27 1/4"	3000 psi

**Specifications:** Lubricant output 1 oz. per 9 strokes using No. 1 cup grease at 70°F. Barrel diameter 2 1/4".



### WARNING

Do not exceed 90 psi with flexible hose. Do not hold whip hose while pumping the grease gun. Replace damaged whip hose with 4500 psi rated hose.



# Grease Guns



1142


## *Shouldn't all your tools be professional quality?*

Lincoln grease guns...recognized as the industry standard for performance and value...the first choice of professional mechanics everywhere.

As a professional mechanic, your livelihood depends on your tools, so why settle for anything less than the best? Lincoln's high-pressure, heavy-duty, grease guns are built for a lifetime of performance, proven over years of use and backed by the industry's most comprehensive warranty. Available wherever professional quality service tools are sold.

### FEATURES

- Jam-proof toggle mechanism prevents binding or accidental bending of plunger.
- Precision fit and hardened plunger prevents lubricant bypass, resists scoring for longer life.
- Rugged cast iron pump head for strength and durability. Delivers fast, dependable lubrication.
- Follower rod locks into follower to force prime.
- Exclusive "Flip-Over" follower allows a superior seal for either cartridge or bulk loading applications. Tough, resilient and impervious to lubricant.
- Extra-heavy follower spring insures positive priming and uninterrupted pumping action.
- Accessible check valve allows easy cleaning without gun disassembly.
- Spacer located on follower rod handle prevents finger pinching.
- Handy three-way loading by suction, filler pump or cartridge.
- Longer handle for increased leverage.
- Heavy gauge powder coated steel barrel.



# Lever & Pistol Grip

## Heavy-Duty Lever Type

### MODEL 1142

First choice of users everywhere. Features on page 84.

### MODEL 1148

Same as 1142, with handle grip and vent valve for purging air from gun. Two-way filling, suction and cartridge. Variable stroke/variable pressure: short stroke—high pressure; long stroke—high volume.

### MODEL 1147

Same as 1142 with 18" whip hose and coupler; flip-over follower set for cartridge use.

### MODEL 1151

Same as 1142 but holds 21 ounces bulk; flip-over follower set for bulk loading.

## Heavy-Duty Pistol Grip Type

### MODEL 1132

Fast, one-hand operation with similar features and benefits of Lincoln level type grease guns. Includes 5" extension with coupler.

### MODEL 1133

Same as 1132 with 18" whip hose and coupler.

### MODEL 91108 FILLER NIPPLE

Enables hand guns to be loaded using filler pump method. Includes ball check; 1/8" NPT(m).

### MODEL G160 GREASE GUN HOLDER

Can be mounted to almost any surface. Holds grease guns and suction guns with 2 1/4" OD barrel. Holds guns until ready to use.

**NOTE:** For filler pumps see page 8.



## GREASE GUNS LEVER TYPE

Model	Lube Capacity	Extension	Length
<b>1142*</b>	16oz. Bulk/14.5oz. Cartridge	5853 6" & 5852 coupler	21 3/4"
<b>1148*</b>	16oz. Bulk/14.5oz. Cartridge	5853 6" & 5852 coupler	21 3/4"
<b>1140*</b>	16oz. Bulk/14.5oz. Cartridge	None	16"
<b>1147*</b>	16oz. Bulk/14.5oz. Cartridge	71518 18" Hose & 5852 coupler	21 3/4"
<b>1151**</b>	21oz. Bulk/14.5oz. Cartridge	5853 6" & 5852 coupler	24 1/2"

Specifications: Output 1oz. per 33 strokes using No. 1 grease at 70°F. Barrel diameter 2 1/4"

\*Follower set for cartridge use.

\*\*Follower set for bulk loading.

## GREASE GUNS PISTOL GRIP

Model	Lube Capacity	Extension	Length
<b>1133*</b>	16oz. Bulk/14.5oz. Cartridge	71518 18" Flex Hose & 5852 coupler	15 1/2"
<b>1132*</b>	16oz. Bulk/14.5oz. Cartridge	67020 6" Straight Pipe & 5852 coupler	15 1/2"

Specifications: Output 1oz. per 33 strokes using No. 1 grease at 70°F. Barrel diameter 2 1/4"

\*Follower set for cartridge use.

## WARNING

Do not hold whip hose while pumping the grease gun. Replace damaged whip hose with 4500 psi rated hose.

# Grease Accessories



5852

## Hydraulic Couplers

### MODEL 5852

- 6000 psi maximum operating pressure.
- For all hydraulic type grease fittings.
- Small outside diameter permits easy contact with recessed fittings.
- Replaceable hardened steel jaws.
- Built-in ball check prevents leak and lubricant backup.
- Inlet 1/8" NPT(f).

## Hydraulic Coupler Displays

### MODEL 5852

One hydraulic coupler in a resealable clamshell.

### MODEL 5852-2

Two hydraulic couplers in the same clamshell as the 5852.

### MODEL 5852-5

Contains five couplers; reduces cost per unit.

### MODEL 5852-54

Contains 54 couplers in a displayable box; best value.



Hydraulic Coupler Displays



5845



5848

### MODEL 5845 HEAVY-DUTY

- 7500 psi maximum operating pressure.
- Same as 5852 except 1/8" outside diameter.

### MODEL 5848 ADAPTER

- 7000 psi maximum operating pressure.
- Built-in swivel allows full 360° circle.
- Locks in any one of eight 45° positions.
- Adjustable coupler section permits contact with fittings in reverse positions.
- Angle body has 1/8" NPT(f) inlet permits addition of pipe extension when required.

## WARNING

**MATERIAL USE:** Lincoln swivels are to be used only to transport grease, oil and other lubricants and are designed only for these non-abrasive and non-corrosive purposes. DO NOT use with abrasive and corrosive materials such as sound-deadening materials which may contain limestone and mica particles. Transport of such materials causes rapid premature wear to critical swivel components and can cause failure of swivel. Failure could expose the user to severe bodily injury, permanent disfigurement or death.

**INSTALLATION & SERVICE:** Tighten all fluid connections securely before using swivel. Never exceed 5000 psi maximum operating pressure. Never alter or modify any part of the swivel. Never attempt to repair or disassemble the swivel while the system is pressurized. Never stop or deflect leaks with hand or body.

**MEDICAL ATTENTION:** Get medical attention immediately if exposed to high pressure fluids. Tell the attending physician what was injected.

# Grease Accessories

## Button Head Couplers & Adapters

### MODEL 80933

4000 psi maximum operating pressure. For pull-on, push-on or hook-on service. Use with large 7/8" diameter button head fittings. 7/16"-27 (f) thread.

### MODEL 81458

Same as 80933 except for 5/8" diameter button head fittings.

### MODEL 10460

5000 psi maximum operating pressure. For adapting standard or large button head couplers to hose with 1/8" NPT connections. 1/8" NPT(f) x 7/16"-27 (m) thread. Use gasket 31016, not included.

### MODEL 10536

4500 psi maximum operating pressure. For adapting standard or large button head couplers to hose with 3/8" NPT connections. 3/8" NPT(f) x 7/16"-27 (m) thread. Use gasket 31016, not included.

## Coupler Extensions

### MODEL 5834

7500 psi maximum operating pressure. Includes 5845 coupler and 62028 6" extension tube. 1/8" NPT(m) connection.

### MODEL 5853

6000 psi maximum operating pressure. Includes 5852 hydraulic coupler and 62028 6" extension tube. 1/8" NPT(m) connection.

## Rigid Extensions

### MODEL 62028

6" length. 800 psi Maximum operating pressure. Tough, heavy-wall seamless steel tubing. 1/8" NPT(m) at each end.

### MODEL 62061

Same as 62028 except 12" length.

### MODEL 62117

Same as 62028 except 18" length.

## Extensions Adapters

### MODEL 5859 ANGLE

- 90° angle solves problem of contacting so-called "inaccessible" grease fittings.
- Design eliminates need to remove from "deep dish" wheels for lubrication of the tie rod ends and ball joints.
- Use to service cars, truck, machines and farm equipment.

### MODEL 5855 RECESSED

Straight extension. Use to lubricate recessed fittings where obstructions will not permit use of hydraulic coupler. Includes extension nozzle and locking sleeve.

### MODEL 81980 LOCKING SLEEVE

For adapting any 1/8" NPT(m) extension nozzle to a hydraulic coupler.

### MODEL 5849 360 DEGREE

7500 psi maximum operating pressure. Includes 5848 360° coupler for full swivel, 2" steel extension tube and locking sleeve.

## Needle Nozzles

### MODEL 5803

Allows operator to contact flush type or hard-to-reach hydraulic type fittings.

### MODEL 5806

Same as 5803 except 6" length.

### MODEL 82784

Same as 5803 except with extension and locking sleeve.

### MODEL 83278

Use to lubricate U-joints and spindles. Attaches to hydraulic coupler of control valve or grease gun. Includes rubber tip.

### WARNING

Never point needle nozzles, adapters or coupler at any part of the body or another person.





# Hose Extensions



5812



G212



81726



81795



3029



3034

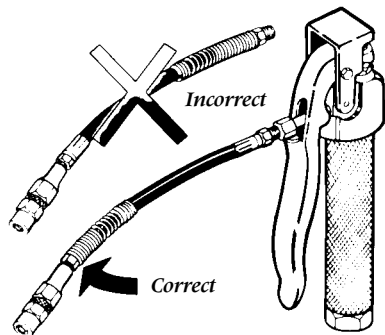


5858

## WARNING

Whip Hoses Models 3028, 3029, 3033, 3034, 5812, 5818, 5861, 81725, 81726, 81795

*Install as shown*



## Extensions for Manually or Air-Operated Grease Guns

- Maximum working pressure 4500 psi.
- Strategically placed coil spring provides non-slip, push-pull grip and prevents accidental "kinking" which could cause hose ruptures.

### MANUALLY/AIR OPERATED

Model	Length	Thread Size
5812	12"	1/8" NPT(m)
5818	18"	1/8" NPT(m)
5861	36"	1/8" NPT(m)

## Extensions for Manually Operated Grease Guns

- Maximum working pressure 3500 psi.

### MANUALLY OPERATED

Model	Length	Thread Size
G212	12"	1/8" NPT(m)
G218	18"	1/8" NPT(m)

## Assemblies for Standard Hydraulic Fittings

- Maximum working pressure 4500 psi.

### STANDARD HYDRAULIC FITTINGS

Model	Whip Hose	Coupler	Thread Size
81725	5818/18"	5845	1/8" NPT(m)
81726	5812/12"	5845	1/8" NPT(m)
81795*	5812/12"	5845	1/8" NPT(m)

\* Includes 81980 locking sleeve.

## Assemblies for Button Head Couplers with Swivel

- Maximum working pressure 4000 psi.
- Includes 81606 swivel.

### BUTTON HEAD WITH SWIVEL

Model	Whip Hose	Coupler	Thread Size
3029	5812/12"	80933/large	1/8" NPT(m)
3034	5812/12"	81458/standard	1/8" NPT(m)

## Flexible & Rigid Extension Adapter

### MODEL 5858

- Maximum working pressure 5000 psi.
- Allows operator to switch from flexible to rigid extension with one hand.
- Overall length 13".
- 1/8" NPT(m).

### MODEL 82228

Consists of 8" x 3/16" MPT hose, 5852 coupler and 67292 1/8" NPT(m) nipple.



# Fittings & Easy-Out Tools

## Bulk Fittings—U.S. Threads

### 1/8" THREAD/STRAIGHT & ANGLE

Model	Description	Length
5000	Straight	2 <sup>1</sup> / <sub>32</sub> "
5003	Straight	1 <sup>1</sup> / <sub>4</sub> "
5200	45° angle	7/8"
5300	65° angle	2 <sup>9</sup> / <sub>32</sub> "
5400	90° angle	2 <sup>7</sup> / <sub>32</sub> "

### 1/4" THREAD/STRAIGHT & ANGLE

Model	Description	Length
5050	Straight 1/4" NPT	1 <sup>5</sup> / <sub>16</sub> "
5350	65° angle 1/4" NPT	1 <sup>5</sup> / <sub>32</sub> "

### 1/4"-28 THREAD/STRAIGHT & ANGLE

Model	Description	Length
5010	Straight—short thread	1/2"
5013	Straight—long thread	1 <sup>1</sup> / <sub>16</sub> "
5527	Straight—short thread	3 <sup>1</sup> / <sub>64</sub> "
5210	45° angle—short thread	7/8"
5410	90° angle—short thread	2 <sup>5</sup> / <sub>32</sub> "

## Bulk Fittings—Metric Threads

### METRIC THREADS

Model	Description	Size
5175	Straight	6mm
5176	45°	6mm
5177	90°	6mm
5178	Straight	8mm
5179	45°	8mm
5180	90°	8mm
5181	Straight	10mm
5182	45°	10mm
5183	90°	10mm

## Drive Type Fittings

### DRIVE TYPE FITTINGS

Model	Description	Length	Drive Diameter
5029	Straight	9/16"	1/4"
5033	Straight	9/16"	3/16"
5385	65° angle	1 <sup>3</sup> / <sub>16</sub> "	3/16"

## Button Head Fittings

- Precision-machined and case hardened for rugged wear.
- Smooth face prevents leakage and excessive wear.
- Long guide stem assures positive closing.

### BUTTON HEAD FITTINGS

Model	Description	Length
5701	1/8" NPT(m) thread	2 <sup>5</sup> / <sub>32</sub> "
5706	1/4" NPT(m) thread	5 <sup>3</sup> / <sub>64</sub> "

## Fitting Bushings & Angle Bodies

### BUSHINGS & ANGLE BODIES

Model	Description	Length
10461	Hex bushing	1/8" NPT(f) x 1/4" NPT(m)
10787	Face bushing	1/8" NPT(f) x 1/4" NPT(m)
20028	45° angle body	1/8" NPT(f) x 1/8" NPT(m)
20029	90° angle body	1/8" NPT(f) x 1/8" NPT(m)
20026	90° angle body	1/8"-28 (m) x 1/8" NPT(f)

## Easy-Out Tools

A combination tool used to remove worn or broken fittings and to retap holes for installation of new fittings. Tool has socket wrenches for removing both straight and angle fittings. May also be used to remove old pin type fittings.

### MODEL G904

For tapping 1/4"-28 threads and removal of both 3/8" and 5/16" hex. straight or angle fittings.

### MODEL G915

For tapping 1/8" NPT threads and removal of 7/16" hex. straight or angle fittings.

## Fitting Drive Tools

### MODEL 11485

Use to install straight Drive Type Fittings only.

### MODEL 11509

Use to install angle Drive Type Fittings only.

## Metric Thread Adapters

Convert any 1/4"-28 thread grease fitting to metric thread.

### METRIC THREAD ADAPTERS

Model	Thread
103307E	6mm x 1/4"-28 (f)
103308E	8mm x 1/4"-28 (f)
103309E	10mm x 1/4"-28 (f)



# Packaged Grease Fittings



5184



5470



5470



5469



5191

5291



5290



5490

## Packaged Fittings—U.S. Threads

All the most popular fittings and sizes

### MODEL 5468 MINI

Ten assorted grease fittings in three popular sizes, blister packed on one card.

#### ASSORTMENT CONTENTS

Quantity	Description
6	1/4"-28 straight
2	1/4"-28 45°
2	1/4"-28 90°

### MODEL 5470 ECONOMY

24 assorted grease fittings in six popular sizes blister packed on one card.

#### ASSORTMENT CONTENTS

Quantity	Description
6	1/8" NPT straight
6	1/4"-28 straight, short thread
3	1/8" NPT 45° angle
3	1/4"-28 45° angle, short thread
3	1/8" NPT 90° angle
3	1/4"-28 90° angle, short thread

### MODEL 5469 DELUXE

100 assorted grease fittings in six popular sizes. Sturdy, easy to handle transparent dispenser box has labeled and illustrated compartments.

#### ASSORTMENT CONTENTS

Quantity	Description
20	1/8" NPT straight
40	1/4"-28 straight, short thread
10	1/4"-28 45° angle, short thread
10	1/8" NPT 65° angle
10	1/8" NPT 90° angle
10	1/4"-28 90° angle, short thread

## 1/4"-28 Taper Thread Packs

### SHORT THREAD GREASE

Model	Description
5191	Card of (10) straight fittings
5291	Card of (10) 45° angle fittings
5491	Card of (10) 90° angle fittings

## 1/8" Pipe Thread Packs

### GREASE FITTINGS

Model	Description
5190	Card of (10) straight fittings
5290	Card of (10) 45° angle fittings
5490	Card of (10) 90° angle fittings

## Packaged Fittings—Metric Threads

All the most popular fittings and sizes

### MODEL 5184 MINI

An assortment of three of the most used 6mm sizes and configurations blister packed on one card.

#### ASSORTMENT CONTENTS

Quantity	Description
6	6mm straight
2	6mm 45°
2	6mm 90°

### MODEL 5185 ECONOMY

30 grease fittings in three of the most popular 6mm metric sizes blister packed on one convenient card.

#### ASSORTMENT CONTENTS

Quantity	Description
16	6mm straight
6	6mm 45°
8	6mm 90°

### MODEL 5186 DELUXE

100 assorted grease fittings in all the most popular metric sizes. Sturdy, easy to handle dispenser box has labeled and illustrated compartments.

#### ASSORTMENT CONTENTS

Quantity	Description
40	6mm straight
20	6mm 45°
10	6mm 90°
5	8mm straight
5	8mm 45°
5	8mm 90°
5	10mm straight
5	10mm 45°
5	10mm 90°

5186



5184

# Wheel Bearing Packers

- Flushes and packs in one operation for fast dependable service on all types of bearings.
- Bearing is packed by unit—eliminating inefficient washing and messy hand packing.

## MODEL 816

Serves bearings with  $\frac{5}{8}$ " to  $1\frac{1}{2}$ " I.D. This versatile, compact unit mounts on work-bench or wall. Bearing is flushed and packed by contacting fitting in packer head with power gun control valve or by high-pressure hand gun. Overall dimension:  $4\frac{1}{2}$ " high, 4" wide.

## MODEL 102891

Bearing packer head only; for bench mounting or attachment to any Lincoln air operated economy, Series 20 or Series 40 grease pump. Serves bearings  $1\frac{3}{4}$ " to  $9\frac{1}{2}$ " O.D. with minimum I.D. of  $\frac{9}{16}$ ". Accepts grease through fitting from high pressure control valve or hand gun. For bench mount use  $\frac{1}{2}$ " pipe flange.

## MODEL 844

Serves bearings to  $9\frac{1}{2}$ " O.D. with minimum  $\frac{9}{16}$ " I.D. Includes adapters to service bearings from 1" to  $1\frac{3}{4}$ " O.D. For use with 120 lb. original refinery container. Includes 84780 universal follower. *Specifications:* Maximum pressure 800 psi. 1 ounce per stroke. *Finish:* Drum cover in red enamel, pump head and handle in black. *Dimensions:* Overall height  $41\frac{7}{8}$ " with standard 120 lb. drum.

## MODEL 102697 SUPER SPEED PACKER

Serves bearings with  $\frac{5}{8}$ " to  $1\frac{1}{2}$ " I.D. with up to  $3\frac{1}{4}$ " O.D. on passenger cars, light trucks and farm vehicles. Clamps securely on 25 to 50 pound original refinery container. Primes easily and pump efficiently when using heavy greases at low temperatures. Includes 91393 follower.

*Specifications:* 21" overall height,  $2\frac{1}{4}$ " wide.

*Finish:* Drum cover in red enamel.

## MODEL 102929

Same as 102697 except has larger packer head to service bearing to  $9\frac{1}{2}$ " O.D. with minimum  $\frac{9}{16}$ " I.D. Includes adapter to permit servicing smaller bearings of 1" to  $1\frac{3}{4}$ " O.D. Includes 91393 follower plate.



816



102891



844



102697



102929



# Air Controls & Accessories

## Lincoln Regulators, Filters & Lubricators

A well-planned compressed air system ensures minimum pressure loss in the system, and the removal of contaminants: water, compressor oil, etc. An inefficient system results in higher costs per unit of compressed air, improper or erratic tool operation, shortened component life and reduced capacity. Lincoln provides individual components and combined component systems to give you the highest quality for your compressed air tool operations.

Changes in air pressure can affect the performance of air-powered equipment. Most equipment will operate beyond recommended pressure, but this causes excess torque, force and wear, and wastes compressed air. Lincoln air regulators eliminate this problem by providing the consistent pressure required for each tool, ensuring maximum life and working efficiency for your pneumatic equipment. Lincoln regulators are constructed of die-cast zinc with stainless steel strainers and a renewable brass seats.

Air filters are essential for proper performance of air powered tools, equipment and machinery. Lincoln filters are designed to minimize water vapor and contaminants in the air supply. Install a large filter in the main distribution line immediately after the compression accumulator tank. Another smaller filter should be placed inline within 20 feet of the equipment it will protect. This ensures the removal of solid particles at point of use and most condensed moisture.

Most air operated tools, equipment and components of air systems require oil lubrication for proper function and to ensure long service life. Lincoln air line lubricators are designed to meter precise amounts of lubricant into the air supply, improving the efficiency of cylinders, valves and air motors. Lubrication is automatically provided in a nearly constant oil-to-air ratio over a wide range of air flows. Air passing through the operated device is a very fine mist that can be carried over a long distance, serving more than one tool at a time.

## Miniature Units

### MODEL 600003 MINIATURE REGULATOR

All brass construction with Buna N diaphragm. For 1/4" pipe size. Maximum supply pressure 300 psig. Reduced pressure range: 0-125 psig. Operating temperature range: -40° to 180°F. Diameter 1 3/8", height 2 3/4", weight 1/2 lb.

### MODEL 600103 MINIATURE FILTER

All brass construction with porous bronze filter (20 micron) element and shatter proof polycarbonate bowl. For 1/4" pipe size. Maximum supply pressure 200 psi. Maximum operating temperature 120°F. Diameter 1 9/16", height 4", weight 3/8 lb.

### MODEL 600203 MINIATURE LUBRICATOR

All brass construction with shatterproof polycarbonate bowl. For 1/4" pipe size. Maximum supply pressure 200 psi. Maximum operating temperature 120°F. Oil viscosity limitation not over 800 S.S.U. (SAE #30 not under 85°F.). Diameter 1 9/16", height 4 3/8", weight 1/4 lb.

## Gauges

### MODEL 66100 GAUGE

Registers pressures up to 200 psi. Dial diameter 2". 1/4" NPT(m) bottom connection. Calibrated both in psi and kg/cm<sup>2</sup>.

### MODEL 600401 GAUGE

Same as 66100 except with 1/4" NPT center back connection.

### MODEL 66050 GAUGE

Same as 66100 except registers to 10,000 psi.

### MODEL 66111

Same as 66100 except registers to 5000 psi.



# Regulators, Filters, Lubricators


## Regulators

Die-cast zinc construction with stainless steel strainer and renewable brass seat. Diaphragm and disc are oil-resistant Buna-N. Secondary pressure side gauge connections are 1/4" NPTF and are sealed with removable pipe plugs. Maximum supply pressure is 300 psi (20 bar) for all sizes listed. Operating range 0-250 psi (0-17 bar). Operating temperature range: 40°–120°F (4°–49°C).

Model	Pipe Size inches	A in(mm)	B in(mm)	C in(mm)	D in(mm)	Weight lbs(kg)
600004	1/4	3(75)	6(150)	1 3/8(35)	2 3/8(70)	1.8(0.8)
600006	3/8	3(75)	6(150)	1 3/8(35)	2 3/8(70)	1.8(0.8)
600008	1/2	3 9/16(90)	7(175)	1 1/2(38)	3 1/4(79)	2.8(1.3)
600012	3/4	4 11/16(119)	10(254)	1 7/8(48)	4 3/8(111)	6.2(2.8)
600016	1	4 11/16(119)	10(254)	1 7/8(48)	4 3/8(111)	6.2(2.8)

### 82413 CONTROL ASSEMBLY

Includes 66100 Gauge and 600004 Regulator. Inlet and outlet 1/4" NPTF.



## Filters


Construction of die-cast zinc with 40 micron filter element of porous bronze. Metal bowl with sight glass. Maximum supply pressure 250 psi (17 bar). Maximum temperature 150°F (65°C).

NOTE: Automatic drain filters also available. Maximum supply pressure 175 psi (12 bar). To order, add "A" suffix after the number of the filter you wish. (Example 600104-600104A.)

Model	Pipe Size inches	Capacity oz(cc)	A in(mm)	B in(mm)	C in(mm)	D in(mm)	Weight lbs(kg)
600104	1/4	5(148)	2 15/16(75)	5 5/8(143)	5 1/8(130)	2 1/2(64)	1.8(0.8)
600106	3/8	5(148)	2 15/16(75)	5 5/8(143)	5 1/8(130)	2 1/2(64)	1.8(0.8)
600108	1/2	8(237)	3 3/4(95)	6 1/4(159)	5 5/8(143)	3 1/4(83)	2.8(1.3)
600112	3/4	16(473)	4 7/8(124)	8 3/4(222)	7 3/4(197)	4 9/16(116)	6.3(2.9)
600116	1	16(473)	4 7/8(124)	8 3/4(222)	7 3/4(197)	4 9/16(116)	6.3(2.9)

### 600301 AUTOMATIC DRAIN CONVERSION KIT

Converts manual drain filter to automatic drain. Increases filter efficiency and eliminates problem of manual draining.




## Lubricators

Constructed of die-cast zinc. Metal bowl with sight glass. Maximum supply pressure 250 psi (17 bar). Maximum temperature 150°F (65°C). Oil viscosity maximum not over 800 S.S.U. (SAE 30, not under 85°F/29°C).

NOTE: Oil adjustment may be made tamper-proof by removing "Dial Set" knob on all models. All sizes may be filled while under pressure.

Model	Pipe Size inches	Capacity oz(cc)	A in(mm)	B in(mm)	C in(mm)	D in(mm)	Weight lbs(kg)
600204	1/4	5(148)	2 15/16(75)	7 5/8(194)	5 5/8(143)	2 1/2(64)	2.2(1)
600206	3/8	5(148)	2 15/16(75)	7 5/8(194)	5 5/8(143)	2 1/2(64)	2.2(1)
600208	1/2	8(237)	3 3/4(95)	8 1/8(206)	5 3/4(146)	3 1/4(83)	3.3(1.5)
600212	3/4	16(473)	4 7/8(124)	10 1/2(267)	7 7/8(200)	4 9/16(116)	4.2(1.9)
600216	1	16(473)	4 7/8(124)	10 1/2(267)	7 7/8(200)	4 9/16(116)	4.2(1.9)





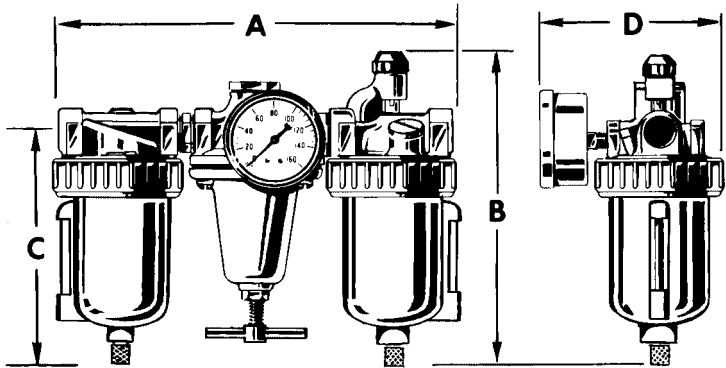
# Airline Kits & Accessories



Airline kits consist of filters, regulators and lubricators; recommended when using any air operated equipment. Airline kits extend service life and reduce maintenance costs.

**FILTER/REGULATOR & GAUGE/LUBRICATOR**

Model	Pipe Size inches	A in(mm)	B in(mm)	C in(mm)	D in(mm)	Weight lbs(kg)
83387-4	1/4	8 <sup>3</sup> / <sub>4</sub> (222)	7 <sup>5</sup> / <sub>8</sub> (194)	5 <sup>1</sup> / <sub>8</sub> (130)	4 <sup>1</sup> / <sub>8</sub> (105)	5.5(2.5)
83387-6	3/8	8 <sup>3</sup> / <sub>4</sub> (222)	7 <sup>5</sup> / <sub>8</sub> (194)	5 <sup>1</sup> / <sub>8</sub> (130)	4 <sup>1</sup> / <sub>8</sub> (105)	5.5(2.5)
83387-8	1/2	10 <sup>3</sup> / <sub>4</sub> (273)	8 <sup>1</sup> / <sub>2</sub> (216)	5 <sup>5</sup> / <sub>8</sub> (143)	4 <sup>3</sup> / <sub>4</sub> (121)	8.5(3.9)
83387-12	3/4	15 <sup>3</sup> / <sub>4</sub> (400)	10 <sup>1</sup> / <sub>2</sub> (267)	7 <sup>3</sup> / <sub>4</sub> (197)	6(150)	12.5(5.7)
83387-16	1	15 <sup>3</sup> / <sub>4</sub> (400)	10 <sup>1</sup> / <sub>2</sub> (267)	7 <sup>3</sup> / <sub>4</sub> (197)	6(150)	12.5(5.7)



**Combination Filter/Regulators**

- Combines filter and regulator into one unit for use on air powered equipment, to extend service life and reduce maintenance costs.
- Zinc die-cast construction with 4oz. bowl capacity and 40 micron filter.
- Operating temperature range from 40°F.
- Use 244522 bracket to wall mount 600134.

**FILTER/REGULATOR**

Model	Pipe Size inches	A in(mm)	B in(mm)	C in(mm)
600134	1/4	2 <sup>3</sup> / <sub>8</sub> (60.3)	9 <sup>9</sup> / <sub>16</sub> (242.9)	4 <sup>15</sup> / <sub>16</sub> (125.4)
600136	3/8	5 <sup>1</sup> / <sub>2</sub> (140)	7 <sup>5</sup> / <sub>8</sub> (194)	5 <sup>1</sup> / <sub>8</sub> (130)
600138	1/2	7(178)	8 <sup>1</sup> / <sub>2</sub> (216)	5 <sup>5</sup> / <sub>8</sub> (143)



**Self-Coiling Air Hose**

**MODEL 84606**

- Tough abrasive resistant material provides long service life.
- Coiled spring guards prevent kinking.
- 1/4" I.D. x 25' long—extra length for those hard to reach places.
- Working pressures up to 200 psi.
- 1/4" NPT(m) fittings each end.



# Airline Products

## Air Operated Sprayers

### MODEL 939

- Adjustable suction control varies fluid volume as needed.
- Strainer assembly in suction hose keeps out contaminants while assuring uninterrupted flow of fluid.
- 6' vinyl suction hose permits use with most any container from gallon jug to 400 lb. drum.
- Convenient addition of air coupler nipple permits quick coupling to any air hose.
- Rust and corrosion resistant—pistol grip handle includes brass stem and synthetic packing.
- Use with solvents or detergent solutions. Compatible with vinyl, aluminum and carbon steel.
- Standard air inlet 1/4" NPT(f).
- Powerful spray. Maximum operating pressure 200 psi.



939

### MODEL 5983

- Use with solvents or detergent solutions.
- 1/4" NPT(f) inlet.
- Maximum operating pressure 150 psi.



5983

## Tire Accessories

### MODEL 6150 TIRE GAUGE


- Calibrated 10-150 psi.
- Dual foot.
- Heavy-duty for extended service.



6150

### MODEL 80423 TIRE INFLATOR

- 12" hose extension provides extra reach capacity.
- Tapered chuck nut allows inflator to fit wheel covers on cars and light trucks.
- Dual chuck permits use of gauge on trucks with dual tires.
- Includes 11659 nipple for use with 815 coupler. 200 psi maximum inlet pressure. 0-120 psi scale in 2 psi graduations.



80423

66951

### MODEL 66951 AIR CHUCK

For inflating tire. 1/4" NPT(f) inlet.



815



11659 1/4" (m) 11660 1/8" (m)



11661 1/4" (f)



5870 1/4" (m)




5873 1/4" (f)



13329 1/4" (f)



13331 1/4" (f)



5874 3/8" (f)



5875 3/8" (m)



5876 3/8" (f)

# Air Couplers & Nipples



815 Cut-away

Lincoln air couplers provide split-second coupling of grease guns, impact wrenches, paint sprayers and other air-operated equipment. Air flow products from Lincoln have the features and durability you demand for your business.

- Positive action locking mechanism so coupler cannot be detached accidentally.
- Extra large air passage insures greater air flow.
- Automatic air check valve shuts off air instantly when uncoupled, providing leak-proof seal.
- Corrosion-resistant steel plug and stainless steel check and check spring for long service life.
- Free swiveling action prevents curling or kinking of air hose.

## Lincoln style couplers & nipples for 1/4" ID

### MODELS 815, 11659, 11660, 11661

250 psi maximum operating pressure. 1/4" NPT(f) inlet. Extra-long stem of nipple and coupler body assures long service life, easy connections under severe operating conditions. Maximum air flow 52 scfm at 100 psi. Length 2 1/2" (65mm); diameter 1 7/16" (37mm); weight 4 1/2" ounces (126g).

NOTE: 11659 is available non-packaged for bulk orders as 238394.

## Automotive/Tru-Flate style couplers & nipples for 1/4" ID

### MODELS 5870, 5873

300 psi maximum operating pressure. Maximum air flow 40 scfm at 100 psi. Length (m) 2 3/8", (f) 2"; diameter 7/8"; weight 3.2 ounces.

## ARO style couplers & nipples for 1/4" ID

### MODELS 5862, 13329, 13331

Fits ARO style nipples for 1/4" ID hose. 300 psi maximum operating pressure. 1/4" (f) NPT inlet. Maximum airflow 38 scfm at 100 psi. Length 2"; diameter 1 1/8"; weight 4 ounces.

## Universal Coupler

### MODEL 5862

Fits all Automotive/Tru-Flate, ARO, and Industrial/Milton style nipples for 1/4" ID hose 300 psi maximum operating pressure. 1/4" (f) NPT inlet. Maximum airflow 38 scfm at 100 psi. Length 2"; diameter 1 1/8"; weight 4 ounces.



5862

## Automotive/Tru-Flate style couplers & nipples for 3/8" ID

### MODELS 5874, 5875, 5876


300 psi maximum operating pressure. Maximum air flow 100 scfm at 100 psi. Length 2 3/8"; diameter 1"; weight 4.8 ounces.

# Air Couplers & Nipples

*Industrial/Milton style couplers & nipples for 1/4" ID (63 Series)*

**MODELS 632004, 630104, 630204**

Maximum operating pressure 250 psi (17 bar). Maximum air flow 45 scfm at 100 psi. Length 1 3/4" (44mm); diameter 1 1/8" (29mm); weight 3 ounces (84g).



632004 1/4" (f)



630104 1/4" (m)




630204 1/4" (f)

*Industrial style couplers & nipples for 3/8" ID (64 Series)*

**MODELS 642006, 640104, 640204, 640106, 640206**

Maximum operating pressure 250 psi. Maximum air flow 108 scfm at 100 psi. Length 2 1/16" (52mm); diameter 1 5/16" (49mm); weight 6 ounces (168g).



642006 3/8" (f)



640104 1/4" (m)



640204 1/4" (f)



652008 1/2" (f)



650108 1/2" (m)



650208 1/2" (f)

*Industrial style couplers & nipples for 1/2" ID (65 Series)*

**MODELS 652008, 650108, 650208**

Maximum operating pressure 200 psi (14 bar). Maximum air flow 176 scfm at 100 psi. Length 2 3/4" (70mm); diameter 1 1/2" (38mm); weight 9 ounces (252g).

## KEY

xx

Series

x

O = nipple

2 = coupler

x

1 = male

2 = Female

xx

thread size

IN 1/16"



# Safety Warning Information

## WARNING

Equipment contained in this catalog can generate very high fluid pressure. Before each use, make sure safety devices are in place and operating properly. Do not alter or modify any part of the equipment as this may cause fire, explosion, property damage, or result in serious bodily injury, including injecting fluid through the skin or splashing in the eyes. To reduce the risk of serious bodily injury or property damage, never exceed the maximum air or fluid working pressure of the **lowest rated system component**. Always read and follow the manual included with the equipment for more detailed information.

**FAILURE TO HEED THESE WARNINGS MAY RESULT IN PERSONAL INJURY AND/OR PROPERTY DAMAGE.**

## WARNING

### *Pumps with ratios 1:1 to 5:1*

2424, 2434, 2435, 2435LN, 2437, 485, 486, 594, 595, 596, 597, 1931, 1936, 1940, 282133, 282396, 282398, 282686, 2532, 2535, 2535LN, 2537, 282990, 284168, 284230, 284231, 284288, 284295, 284840, 284842, 282846, 284852, 284855, 284856, 284862, 284870, 285133, 285168, 285230, 285231, 285295, 285686, 285990, 84829, 84933, 84934

These pumps can develop up to 1000 psi working pressure 200 psi maximum incoming air pressure. Be sure that all system equipment and accessories are rated to withstand the maximum working pressure of this pump. DO NOT exceed the maximum working pressure of the lowest rated component in the system.

## WARNING

### *Pumps with ratios 6:1 to 49:1*

930, 931, 934, 935, 936, 1901, 1902, 1903, 1905, 1906, 1909, 1914, 1932, 1933, 1934, 1937, 1938, 1939, 1951, 1952, 1955, 1996

These pumps can develop 7840 psi working pressure at 160 psi maximum incoming air pressure. Be sure that all system equipment and accessories are rated to withstand the maximum working pressure of this pump. DO NOT exceed the maximum working pressure of the lowest rated component in the system.

## WARNING

### *Pumps with ratios 50:1 to 75:1*

918, 923, 926, 1418, 1426, 1904, 1910, 1911, 1935, 1941, 82050, 82054, 82716, 82991, 83122, 84683, 84684, 84667, 84668

These pumps can develop 11250 psi working pressure at 150 psi maximum incoming air pressure. Be sure that all system equipment and accessories are rated to withstand the maximum working pressure of this pump. DO NOT exceed the maximum working pressure of the lowest rated component in the system.

IMPORTANT: Accessory item "whip" hoses for dispensing valve are fluid pressure rated 4500 psi. DO NOT exceed 90 psi air pressure to pump when using "whip" hoses.

**DO NOT USE ANY WHIP HOSE WITH ANY PUMP RATED OVER 50:1 RATIO.**

## WARNING

Models 1272, 1273D, 1276, 1292, 1297

Be sure that all accessories are rated to withstand the maximum working pressure of the pump. DO NOT exceed the maximum working pressure of the lowest rated component in the system.

## WARNING

Swivel Models 80353, 80924, 81386, 81387, 81388, 81606, 81703, 81723, 81728, 81729, 81974, 82071, 82072, 82073, 82080, 82087, 82249, 82251, 82252, 82399, 82677, 83594, 82822, 83938, 90464

MATERIAL USE: Lincoln swivels are to be used only to transport grease, oil and other lubricants and are designed only for these non-abrasive and non-corrosive purposes. DO NOT use with abrasive and corrosive materials such as sound-deadening materials which may contain limestone and mica particles. Transport of such materials causes rapid premature wear to critical swivel components and can cause failure of swivel. Failure could expose the user to severe bodily injury, permanent disfigurement or death.

INSTALLATION & SERVICE: Tighten all fluid connections securely before using swivel. Never exceed 5000 psi maximum operating pressure. Never alter or modify any part of the swivel. Never attempt to repair or disassemble the swivel while the system is pressurized. Never stop or deflect leaks with hand or body.

MEDICAL ATTENTION: Get medical attention immediately if exposed to high pressure fluids. Tell the attending physician what was injected.



# Product Index

D6H32G.....	47	6L52W.....	43	740.....	5, 6, 43, 45, 47, 52,	961.....	56, 78	1426-1.....	4
D6H52G.....	47	6L53.....	43	.....	68, 69, 73, 76	962.....	56	1709.....	17, 32
D6L32A.....	47	6L53A.....	43	758.....	53	963.....	56	1716.....	11
D6L32W.....	47	6L53W.....	43	758F.....	53	964.....	56, 78	1901.....	28, 30
D6L33A.....	47	6L54.....	43	768.....	43, 47	967.....	45, 54, 73	1902.....	28, 30
D6L33W.....	47	6L54A.....	43	769.....	43, 47	977.....	41, 43, 47, 54	1903.....	10, 11
D6L52A.....	47	6L54W.....	43	774.....	53	978.....	54	1904.....	10, 11
D6L52W.....	47	6M00.....	42	775.....	49, 53, 77	987.....	6	1904.....	76
D6L53A.....	47	6M00.....	43, 47	776.....	77	989.....	6	1905.....	28, 30
D6L63W.....	47	6M34.....	41, 43	778.....	73	1013.....	83	1906.....	28, 30
D6M34C.....	47	6M34C.....	43	778.....	79	1035.....	83	1907.....	10, 11
D6M34E.....	47	6M34D.....	43	780.....	26, 27, 43, 45, 73, 77	1037.....	83	1908.....	10, 11
D6M34L.....	47	6M34E.....	43	815.....	3, 4, 5, 6, 21, 22, 23,	1132.....	85	1910.....	10, 11
D6M34M.....	47	6M34L.....	43	.....	26, 41, 43, 45, 47,	1133.....	85	1910-2.....	74
D6M34N.....	47	6M34M.....	43	.....	57, 77, 95, 96	1142.....	83, 84, 85	1911.....	10, 11
D6M34R.....	47	6M34N.....	43	816.....	91	1145.....	83	1914.....	28, 30, 72
D6M34T.....	47	6M34R.....	43	840.....	57	1147.....	85	1931.....	28, 30
D6M54C.....	47	6M34T.....	43	844.....	91	1148.....	85	1932.....	28, 30
D6M54D.....	47	6M54.....	41, 43	845.....	57	1151.....	85	1933.....	28, 30
D6M54E.....	47	6M54C.....	43	846.....	43, 45, 47, 57, 73	1160.....	83	1934.....	28, 30
D6M54L.....	47	6M54D.....	43, 70, 71	849.....	56	1197.....	76	1935.....	10, 11
D6M54M.....	47	6M54E.....	43	857.....	56	1201.....	80	1936.....	28, 30
D6M54N.....	47	6M54L.....	43	867.....	54, 77	1202.....	80, 81	1937.....	28, 30
D6M54R.....	47	6M54M.....	43	870.....	56, 73	1203.....	81	1938.....	28, 30
D6M54T.....	47	6M54N.....	43	871.....	56	1210.....	80	1939.....	28
G160.....	85	6M54R.....	43	873.....	56	1211.....	81	1940.....	28
G212.....	82, 88	6M54T.....	43	876.....	54	1218.....	81	1940.....	30
G218.....	88	346P.....	6	877.....	43, 45, 47, 54,	1220.....	81	1941.....	10, 11
G222.....	82	266.....	5	.....	70, 71, 77	1220.....	82	1951.....	28, 30
G300.....	82	500.....	8	878.....	43, 45, 47, 54, 77	1224.....	81	1951-1.....	74
G900.....	82	527.....	26, 27	881.....	54	1227.....	82	1952.....	28, 30
G901.....	82	527A.....	27	883.....	43, 47, 54, 55, 77	1228.....	82	1952-1.....	74
G904.....	89	527LN.....	27	884.....	79	1229.....	82	1955.....	28, 30
G905.....	89	535.....	26, 27	885.....	68, 69, 74, 79	1230.....	80, 81	2001.....	31
RPM10.....	41	535LN.....	27	889.....	77	1236.....	81	2001-7.....	31
RPM7.....	41	535-58.....	27	899.....	43, 47, 54	1240.....	80	2001-8.....	31
RPM8.....	41	535-58LN.....	27	917.....	6	1242.....	80, 81	2001-9.....	31
RPM9.....	41	549.....	27	917-57.....	6	1244.....	80	2002.....	14, 15
6H00.....	42, 43, 47	549-58.....	27	918.....	3, 68	1253.....	26, 27	2003.....	14, 15
6H32.....	43	594.....	38	923.....	3, 69	1253LN.....	27	2004.....	14, 15
6H32G.....	68, 69	595.....	38	926-1.....	3	1254.....	26, 27	2005.....	31
6H52.....	43	596.....	38	939.....	30, 95	1272.....	7	2006.....	14, 15
6H52G.....	69	597.....	38	940.....	57	1273D.....	7	2007.....	14, 15
6L32.....	43	613.....	62, 64, 65	946.....	54	1275.....	7	2008.....	14, 15
6L32A.....	43	615.....	64	950.....	57	1276.....	7	2010.....	14, 15
6L32W.....	43	624.....	64, 65	956F.....	54	1292.....	7	2011.....	14, 15
6L33.....	43	657.....	5	957.....	54	1293.....	26, 27	2014.....	31, 72, 76
6L33A.....	43	658.....	5	957F.....	54	1296.....	8	2014-9.....	31
6L33W.....	43	659.....	5	958F.....	54	1326.....	38	2042.....	14, 15
6L52.....	43	674.....	5, 6, 9, 27	959F.....	54	1418.....	4	2043.....	14, 15
6L52A.....	43	689.....	5	960.....	57	1426.....	4	2044.....	14, 15

# Product Index

2045.....14, 15	3608.....63, 64	5210.....89	5981.....57	62117.....87
2046.....14, 15	3609.....62, 64	5290.....90	5982.....57	66050.....92
2047.....14, 15	3610.....64	5291.....90	5983.....95	66060.....9, 17
2048.....14, 15	3613.....63, 64	5300.....89	5990.....57	66084.....70, 71, 73, 74,
2049.....14, 15	3633.....63, 66	5350.....89	6150.....95	.....75, 79
2051.....14, 15	3643.....63, 64	5385.....89	8000.....56	66100.....40, 72, 74, 92, 93
2051-9.....31	3644.....62, 64, 65	5400.....89	8002.....56	66111.....92
2052.....31	3653.....63	5410.....89	10049.....45	66493.....65, 66
2052-7.....31	3866.....45, 54	5468.....90	10130.....79	66584.....53
2052-8.....31	3867.....54, 77	5469.....90	10198.....5	66596.....74
2052-9.....31	3868.....54, 77	5470.....90	10198.....51, 79	66764.....11, 30
2055.....31	3942.....54, 77	5490.....90	10199.....51, 79	66842.....79
2066.....14, 15	4000.....58, 73	5491.....90	10200.....51, 79	66883.....75, 79
2067.....14, 15	4030.....58	5527.....89	10201.....79	66951.....43, 45, 47, 57, 95
2068.....14, 15	4100.....66	5701.....89	10202.....51, 79	66998.....79
2069.....14, 15	4105.....66	5706.....89	10204.....51, 79	67020.....85
2073.....14, 15	4106.....63, 66	5803.....87	10460.....87	67054.....77
2074.....14, 15	4110.....66	5806.....87	10461.....89	67069.....45
2075.....14, 15	4160B.....67	5812.....52	10462.....77, 79	67074.....73
2076.....14, 15	4161.....67	5812.....88	10522.....51, 79	67292.....88
2193.....26	4163.....67	5812.....88	10536.....87	67379.....73
2424.....22	4260.....41	5818.....52	10540.....79	67391.....73
2434.....22	4262.....41	5818.....88	10787.....89	68028.....46
2435.....26, 27	4265.....41	5818.....88	11197.....69, 73, 75, 79	68410.....54
2435LN.....27	4283.....41	5834.....8	11348.....77	68620.....66
2437.....22	4560.....41	5834.....87	11485.....89	68887.....65
2524.....23	4562.....41	5845.....81	11509.....89	69375.....79
2532.....23	4565.....41	5845.....86	11659.....3, 4, 5, 6, 21,	69422.....79
2535.....26, 27	5000.....89	5845.....87	.....22, 23, 40, 41, 43,	69423.....79
2537.....23	5003.....89	5848.....86	.....43, 45, 47, 57, 77, 95, 96,	69425.....79
2716.....17	5010.....89	5849.....87	11660.....40, 96	69503.....79
2870.....56	5013.....89	5852.....7	11661.....96	69524.....61, 79
2873.....56	5029.....89	5852.....81	11852.....51, 79	69624.....61
3028.....52, 88	5033.....89	5852.....85	12018.....10	69629.....61
3029.....52, 88	5050.....89	5852.....85, 86, 87, 88,	12080.....45, 74	69690.....49
3033.....52, 88	5148.....90	5852-2.....86	12287.....51	69691.....49
3034.....52, 88	5175.....89	5852-5.....86	12296.....79	69695.....49
3050.....52	5176.....89	5852-54.....86	12957.....45, 51, 68, 69, 79	69702.....49
3190.....47	5177.....89	5853.....85, 87	13329.....96	69703.....49
3198.....47	5178.....89	5855.....87	13331.....96	69797.....49
3199.....47	5179.....89	5858.....88	16177.....32	69798.....49
3291.....47	5180.....89	5859.....87	20026.....89	69824.....49
3294.....47	5181.....89	5861.....52, 73, 88	20028.....89	69825.....49
3295.....47	5182.....89	5862.....96	20029.....89	70526.....64, 65
3296.....47	5183.....89	5870.....96	31016.....87	71518.....85
3297.....47	5185.....90	5873.....96	34555.....11, 17	72024.....21, 45, 47, 51
3298.....47	5186.....90	5874.....96	36108.....75	72024A.....45, 47, 51
3604.....64, 65	5190.....90	5875.....96	46007.....3, 4, 5, 6, 9, 21	72036.....3, 4, 25, 51, 66
3605.....62, 64	5191.....90	5876.....96	62028.....87	72060.....22, 23, 25, 51, 77
3607.....64, 65	5200.....89	5980.....57	62061.....87	72060A.....51

72120.....	51	80202.....	3, 4, 9	82715.....	38	83665.....	10	84768.....	78
72240.....	51, 73	80423.....	73, 95	82730.....	10, 28, 38	83727.....	16, 32	84775.....	5, 6, 8, 16
72240A.....	51	80599.....	27	82737.....	10, 28, 38	83732.....	16, 32	84780.....	3, 4, 5, 6, 8, 16
72360.....	43, 45, 47, 51	80895.....	6, 9, 27, 62, 65	82757.....	26, 27	83929.....	61	84790.....	64
72360A.....	43, 47, 51	80924.....	8	82773.....	28, 32	83938.....	52	84799.....	54, 55
72480.....	45, 51	80933.....	7, 8, 87, 88	82784.....	87	84004.....	61	84803.....	12, 14, 31
72480A.....	45, 51	80999.....	27	82786.....	62, 63, 64	84080-9.....	24	84804.....	14, 31
72600.....	43, 45, 47, 51	81168.....	7	82790.....	28, 32	84112.....	18	84811.....	34, 35, 66
72600A.....	43, 45, 47, 51	81386.....	52	82791.....	28	84121.....	48, 49	84812.....	35
73012.....	53	81387.....	6, 43, 45, 47, 52, .....68, 69, 73, 76	82792.....	10, 28	84122.....	49, 50	84813.....	35
73024.....	21, 43, 45, 47, .....50, 72	81412.....	16	82793.....	10	84145-9.....	24	84815.....	39, 66
73060.....	22, 23, 25, 5, 74, 77	81458.....	8, 87, 88	82840.....	28	84147-9.....	24	84816.....	39, 66
73120.....	50, 73, 45, 60, 73	81482.....	32, 76, 78	82841.....	10, 28	84150-9.....	24	84817.....	35, 66, 74, 75
73240.....	45, 50, 73	81482.....	32, 76, 78	82883.....	10, 28	84164.....	30, 38	84824.....	39, 66
73360.....	43, 45, 47, 50	81523.....	3, 4, 9, 23	82895.....	28, 38	84191.....	9	84826.....	16, 32
73480.....	45, 50	81538.....	16	82906.....	53	84192.....	5, 9, 17, 65	84828.....	38
73600.....	43, 45, 47, 50	81606.....	52, 88	82932.....	53	84257.....	49, 50	84829.....	38, 40
74024.....	43, 45, 47, 51	81703.....	52	82979.....	32	84273.....	30, 78	84831.....	38
74036.....	51, 72, 74	81723.....	52	82980.....	77, 78	84291.....	78	84841.....	35
74060.....	51	81725.....	52, 88	82989.....	3, 4, 22, 23	84318.....	78	84843.....	35
74360.....	51	81726.....	52, 88	82991.....	3	84323.....	78	84853.....	35
74480.....	45, 51	81728.....	52	83112.....	3	84335.....	28	84933.....	20, 21, 23, 41, 77
74560.....	27	81729.....	52	83112-1.....	3	84347.....	45, 50	84934.....	21
74600.....	43, 45, 51	81768.....	7	83115.....	3, 4, 21	84362.....	78	84934.....	23, 41, 72, 74
75024.....	43, 45, 47, 50	81795.....	52, 88	83119.....	22, 23, 78	84377.....	9, 17, 65	84935.....	21, 25, 77
75036.....	50	81974.....	52, 73	83131.....	78	84395.....	38	84940.....	21, 25, 70
75060.....	50	81980.....	87, 88	83132.....	32	84396.....	38	84941.....	3, 4, 9, 21, 22, 23, 25
75084.....	3, 4, 5, 6, 50	82050.....	2, 3	83166.....	16	84432.....	48, 49	84942.....	9, 25
75120.....	50, 73	82054.....	2, 3	83168.....	76	84433.....	49	84945.....	21, 25, 32, 38, .....39, 70, 71, 74
75168.....	50	82071.....	52	83213.....	18	84457.....	61	84946.....	21, 25, 32, 70, 71
75240.....	45, 50	82072.....	52	83214.....	32	84458.....	61	84950.....	40, 41, 59,
75360.....	43, 45, 47, 50	82073.....	52	83271.....	10	84459.....	61	84956.....	59
75480.....	45, 50	82080.....	52	83278.....	87	84460.....	61	84957.....	59
75600.....	43, 45, 47, 50	82087.....	52, 74	83366.....	3, 4, 8	84467.....	2	84959.....	59
76024A.....	45, 50, 74	82158.....	52	83369.....	16, 74, 76	84502.....	18	84963.....	19, 32, 78
76024B.....	45, 50	82206.....	44, 45, 47, 78	83386.....	62, 64	84538.....	21	84975.....	78
76120B.....	50, 76	82228.....	88	83387-4.....	94	84538.....	22, 23, 25	84976.....	13, 18, 33
76360B.....	45, 50	82230.....	38	83387-6.....	94	84606.....	94	84977.....	18, 33
76480A.....	45, 50	82251.....	52	83387-8.....	94	84663.....	10	84978.....	14, 18, 33
76480B.....	45, 50	82252.....	52	83387-12.....	94	84667.....	4	84978.....	33
76600A.....	45, 50	82258.....	55	83387-16.....	94	84668.....	2, 4	84979.....	14, 18, 33
76600B.....	45, 50	82399.....	5, 6, 52	83398.....	10	84672.....	48, 49, 78	84981.....	18, 31, 33
76900B.....	50	82413.....	68, 69, 70, .....71, 72, 74	83447.....	3, 22, 23	84673.....	48, 49	84982.....	18, 33
78024.....	45	82415.....	55	83463.....	45	84683.....	4	84983.....	18, 31, 33
78600.....	45, 50	82439.....	25, 32, 72	83463-30.....	77	84684.....	4	84984.....	18, 31, 32, 33
79060.....	7	82460.....	62, 64	83464.....	45	84700.....	66, 73	84985.....	18, 31, 32, 33
79084.....	50	82497.....	16, 32	83464-50.....	45	84714.....	62, 66	84986.....	18, 31, 33
79084-7.....	8	82614.....	8	83594.....	52	84722.....	19, 32	84987.....	18, 31, 33
80133.....	8	82677.....	52	83643-30.....	45	84723.....	19, 78	84988.....	12, 14
				83646-50.....	77	84767.....	78		

# Product Index

84991.....	13, 14, 18, 33	85264.....	37	90656.....	6	246554.....	39	600008.....	72, 74, 93
84992.....	14, 18, 33	85265.....	37	90699.....	7	246556.....	39	600012.....	93
84993.....	14, 18, 33	85269.....	37	91108.....	8, 83, 85	246584.....	39	600016.....	93
84994.....	14, 18, 33	85270.....	37	91197.....	64	246598.....	39	600103.....	92
84995.....	14, 18, 33	85271.....	37	91392.....	53, 55	246599.....	39	600104.....	66, 68, 69, 70,
84996.....	14, 18, 33	85300.....	33	91393.....	8, 91	247748.....	65	.....	71, 93
84997.....	14, 18, 33	85357.....	34, 35, 40	91499.....	5, 6	247800.....	40	600106.....	93
84998.....	14, 18, 33	85359.....	35, 40	91695.....	7	247801.....	40	600108.....	72, 74, 93
85001.....	45	85361.....	35, 40	92572.....	66	247802.....	40	600112.....	93
85002.....	45	85362.....	35, 40	93547.....	25, 55	247810.....	40	600116.....	93
85002A.....	45	85363.....	40	93548.....	55	250567.....	63, 66	600134.....	94
85003.....	45	85364.....	40	93550.....	53, 54, 55	251054.....	49	600136.....	94
85003-30.....	45	85365.....	40	94804.....	14	256200.....	79	600138.....	94
85004.....	45	85366.....	40	102697.....	91	260374.....	55	600203.....	92
85004B.....	45	85368.....	40	102891.....	91	260375.....	55	600204.....	66, 68, 69, 70,
85004-50.....	45	85515.....	43, 47, 50, 73	102929.....	91	260376.....	55	.....	71, 93
85004-50B.....	45	85516.....	43, 35, 47, 50,	102962.....	49	260377.....	55	600206.....	72, 93
85005.....	45	.....	68, 69, 76	102963.....	49	260378.....	55	600208.....	74, 93
85006-30B.....	45	85517.....	43, 45, 47,	103012.....	49, 78	260379.....	55	600212.....	93
85008-50A.....	45	.....	50, 70, 71	103307E.....	89	260380.....	53, 55	600216.....	93
85008A.....	45	85540.....	60, 61	103308E.....	89	260381.....	53, 55	600301.....	93
85009-50.....	45	85544.....	61	103309E.....	89	282133.....	22	600401.....	41, 77, 92
85010-50.....	45	85545.....	61	237105.....	65, 66	282396.....	20, 21, 22	630104.....	97
85011.....	45	85560.....	60, 61	237638.....	64	282398.....	21, 22, 41, 70, 71	630204.....	97
85050.....	45, 68, 69	85561.....	61	237639.....	64	282686.....	22	632004.....	97
85051.....	45	85640.....	46	237640.....	64	282990.....	22	640104.....	97
85051.....	69	85641.....	42, 44, 46	237641.....	64	284168.....	22	640106.....	97
85051.....	74, 76	85642.....	46	238394.....	96	284231.....	22	640204.....	97
85052.....	45	85716.....	21, 25	238957.....	64	284288.....	22	640206.....	97
85053.....	45	85755.....	21, 25	238961.....	64	284840.....	34, 35	642006.....	97
85054.....	45	85765.....	21, 25	238967.....	64	284842.....	35	650108.....	97
85055.....	45, 74	85765.....	77	240989.....	35	284845.....	34	650112.....	72
85056.....	45	85799.....	55	240993.....	35	284846.....	35	650208.....	97
85057.....	45, 70, 71	85857.....	74	240994.....	35	284852.....	35	652008.....	72
85058.....	45	85935.....	21, 25	241408.....	65	284855.....	35	652008.....	76, 97
85059.....	45	85936.....	77	241408.....	66, 73	284856.....	35, 74	844391.....	62
85060.....	45	85949.....	21, 22, 23, 25, 41	241409.....	65, 66, 73	284862.....	35	846589.....	39
85061.....	45, 74	86215.....	18	241584.....	21, 22, 23, 72,	284870.....	35	847748.....	62
85062.....	45	86216.....	18	.....	74, 77	285133.....	23	1230060.....	50
85063.....	45, 74	86217.....	18	242503.....	53	285168.....	23	1230084.....	50
85064.....	45	86218.....	18	242584.....	22	285231.....	23	1230120.....	50
85065.....	45	86221.....	18	242911.....	55	285288.....	23	1625060.....	50
85232.....	45	86223.....	18	243565.....	35	285686.....	23	1625084.....	50
85240.....	46	86224.....	18	244390.....	63, 65, 66	285990.....	23	1625120.....	50
85242.....	46, 74	86225.....	18	244391.....	65	360247.....	73		
85255.....	35, 66	86226.....	18	244398.....	12	360248.....	78		
85256.....	39	86227.....	18	244522.....	94	360249.....	77, 78		
85260.....	36, 39	86228.....	18	245852.....	5	600003.....	40, 41, 77, 92		
85261.....	36	90464.....	54, 55, 73	246552.....	39	600004.....	66, 93		
85263.....	37	90579.....	6	246553.....	39	600006.....	93		



# A COMPLETE LINE OF LUBRICATION SOLUTIONS AND INDUSTRIAL PUMPING PRODUCTS

---

At every worksite and plant, maintenance professionals need high quality lubrication equipment and pumping products.

We offer everything you need. Our high-pressure grease guns, general purpose pumps, pneumatic filtering systems, hose reels and single point kits all help maintain your costly equipment. We also offer grease fittings, dispensing and measuring equipment, couplers, connectors and lubricant hand trucks.





One Lincoln Way  
St. Louis, Mo 63120  
USA

Phone: 314-679-4200  
Fax: 800-424-5359  
[www.lincolnindustrial.com](http://www.lincolnindustrial.com)

Form 806-000-003  
© Copyright 2000  
Printed in U.S.A. (9/2000)



A Pentair Company

Catalog **7001**  
September 2000